

STUDENT
HANDBOOK

UNIT 1

From Creation to Jacob's Ladder

LEVEL ONE

SON SEEKERS

.COM.AU

AGES 4-5

Creation
In the beginning
God created ...

**NOAH
AND THE
FLOOD**

Name:

Learning to serve ...

REBEKAH

See more at www.sonseekers.com.au

Student Handbook - Unit 1 Level One

Student Handbook

Contents

Welcome to Sonseekers.... 1

A note to parents 2

Publisher's note..... 3

Unit 1 (Lessons 1-16):

1. *Creation 1* 4

2. *Creation 2* 6

3. *Adam and Eve* 8

4. *The fall* 10

5. *Cain and Abel* 12

6. *Noah builds an ark* 14

7. *The flood, Noah and his sons* 16

8. *The Tower of Babel* ... 18

9. *Abram and Lot* 20

10. *The covenant with Abraham* 22

11. *Ishmael and Isaac* 24

12. *Sodom and Gomorrah* 26

13. *The sacrifice of Isaac* 28

14. *Rebekah, Isaac's bride* 30

15. *Jacob and Esau* 32

16. *Jacob's ladder* 34

Curriculum Outline 36

Published by

visionone inc

ABN 37 430 685 890

10 Old Goombungee Rd

Toowoomba Qld 4350

Australia

Phone: 1300 885 048

Fax: 1300 728 293

Email: info@visionone.org.au

Web: www.visionone.org.au

©All rights reserved

July 2009



Welcome to Sonseekers ...

Dear Parents

Welcome to Sonseekers, a Sunday School Program designed to give children a sound background in Biblical events, people and places. We trust that you, and your child, are blessed by participation in this program.

The curriculum has been produced by over 100 people who have voluntarily given of their time and talents to write, draw and create activities, as well as to edit, review and proof-read. We deeply appreciate the commitment and love shown by all who have contributed to this project. The benefit and blessing to children, as they learn about God's life and love, is a testimony to their faithfulness.

However, the real key to children knowing God as their Father lies with their families. As parents train their children in God's way, they begin to experience the reality of the Father's love for themselves.

The Sonseekers program is designed to support and encourage family life and order. The Student Handbook is a feature of the program, offering follow up activities and daily devotions, which you may wish to use in your own family devotions.

May God bless and guide you as you share the Lord's life with your child.

If you wish to know more about the Sonseekers program, please contact the publishers on the numbers listed.

Yours in Christ

The Sonseekers Team

A note to parents about the Sonseekers materials . . .

Timeline

4000BC	<i>Creation</i>
	<i>Adam and Eve</i>
	<i>The Fall</i>
2500BC	<i>Noah</i>
	<i>The Flood</i>
	<i>Tower of Babel</i>
2000BC	<i>Abraham</i>
1900BC	<i>Isaac</i>
1800BC	<i>Esau and Jacob</i>
1750BC	<i>Joseph</i>
1360BC	<i>Moses</i>
1280BC	<i>Exodus from Egypt</i>
	<i>and Journeys</i>
	<i>Joshua</i>
1240BC	<i>Entry into and</i>
	<i>Conquest of Land</i>
1220BC	<i>Judges</i>
1100BC	<i>Gideon</i>
1070BC	<i>Samson</i>
1063BC	<i>Samuel</i>
1020BC	<i>Saul as King</i>
980BC	<i>David as King</i>
940BC	<i>Solomon as King</i>
900BC	<i>Kingdom Divided</i>
839BC	<i>Elijah Emerges; Mt Carmel</i>
	<i>Jehoshaphat</i>
814BC	<i>Elisha's Ministry</i>
749BC	<i>Jonah</i>
662BC	<i>Hezekiah; Isaiah</i>
576BC	<i>Josiah</i>
540BC	<i>Daniel taken to Babylon</i>
527BC	<i>Exile into Babylon</i>
457BC	<i>Restoration from Babylon</i>
4BC	<i>Birth of Jesus</i>
26AD	<i>Baptism of Jesus</i>
	<i>Call of Disciples</i>
28AD	<i>Feeding of 5000</i>
	<i>Parables</i>
29AD	<i>Miracles; Transfiguration</i>
30AD	<i>Raising of Lazarus</i>
	<i>Parables</i>
	<i>Palm Sunday</i>
	<i>Jesus' Crucifixion and</i>
	<i>Resurrection</i>
	<i>Day of Pentecost</i>
	<i>Peter's Ministry</i>
33AD	<i>Conversion of Paul</i>
45AD	<i>Paul's Missionary Journeys</i>
60AD	<i>Paul as Prisoner to Rome</i>

What are the Sonseekers materials?

The Sonseekers Sunday School materials are a four year course of 128 Bible lessons. The lessons are written with the twin aims of teaching the students an accurate chronology of Biblical events and also drawing from each lesson pastoral points relevant to the age and stage of each child. They are written at four levels to cover from pre-school to 12+ age groups. The 128 lessons are organised into 8 units, each of sixteen lessons. The table below indicates the suitable age group for each level:

Sonseekers Level	Student Age	School Level
Level One	4 - 5	Kindergarten, Prep
Level Two	6 - 7	Lower Primary
Level Three	8 - 10	Middle Primary
Level Four	11 - 12+	Upper Primary

What's in my Sonseekers

Level One Student Handbook?

Each Level One Student Handbook contains sixteen homework activities and sixteen "My Own Page" sections, relevant for the age of your child.

Each **homework activity page** comprises:

- ◆ the title of the lesson;
- ◆ the Bible reference for each lesson;
- ◆ an activity related to some aspect of the lesson;
- ◆ the memory verse to be learnt from the lesson.

.../cont'd

... note to parents ...

How do I help my child use the Student's Handbook?

The following suggestions are then made with regard to using the book.

After each lesson

- ◆ Make sure that your child learns the memory verse from the lesson.
- ◆ Have the child read the Bible passage for the lesson again or read it to him/her. The reference is provided in the header on the homework activity page. All Scripture references are taken from the New King James Version (1983 edition).
- ◆ Discuss the story with the child and ask them what they learnt from the story.
- ◆ Link the activity that the teacher used to the story so that the significance of the activity is clear to the students.
- ◆ Set regular times each week for the child to complete the homework activity and daily devotions.
- ◆ Give your child as much help and encouragement as they need to complete these tasks. This is an opportunity to fellowship in the word of God with your child!
- ◆ Ensure that your child brings the handbook to class so that the teacher can check the homework and mark the following week's memory verse.
- ◆ Encourage your child to read ahead for the next lesson.

**May God bless you and guide you as parents
as you help your children in this way!**

Publisher's note:

The publisher wishes to acknowledge the use of clip art from Coreldraw, Clickart, Bible View Clip Art by Pastoral Computer Services and Logos Bible Clips.

The publisher gives permission for artwork masters to be photocopied for the use of the students in the Sonseekers classes. However, no other part of this publication may be produced or transmitted in any form without permission in writing from the publisher.

Creation 1

Genesis 1 & 2



Memory Verse

"God created." (Genesis 1:1).





Creation 2

Genesis 1 & 2

There are no animals or birds in this picture. Colour the picture then look for some small pictures of animals, fish and birds in old magazines. Cut and glue these pictures into the scene.



Memory Verse

"Let there be light." (Genesis 1:3).





Adam and Eve

Genesis 1:26 - 2:25

God made all the earth, animals and birds. Then He made man. Draw in the missing parts of the animals. Then in the blank space, put a photo or drawing of yourself.



Memory Verse

"God created man." (Genesis 1:27).











The fall

Genesis 3

Tick the one that is different.



Memory Verse

"Obey God." (Acts 5:29).



Cain and Abel

Genesis 4

One of these pictures is of Cain and the other shows Abel.
Can you find five differences between the two pictures?



Memory Verse

“Put off anger.” (Colossians 3:8).






Noah builds an ark

Genesis 6:1 - 7:16

Draw a line from each animal to its partner. Colour them in.



Memory Verse

“Make an ark.” (Genesis 6:14).






The flood, Noah and his sons

Genesis 7:16 - 9:29

Colour in the rainbow.



Memory Verse

“God blessed Noah.” (Genesis 9:1).






The tower of Babel

Genesis 11:1-9

The tower of Babel was made of mud bricks.
Tear bricks out of brown paper and stick them on to the tower.



Memory Verse


“Remember the Lord.” (Deuteronomy 8:18).





Abram called, Abram and Lot

Genesis 12 - 14



Here is the land God gave Abram.
Colour the trees green and brown.
Put some birds in the trees. Draw a blue river.



Memory Verse

"Trust in the Lord." (Proverbs 3:5).





The covenant with Abram

Genesis 15 - 17

God told Abraham he would have as many descendants as there were stars in the sky. How many stars can you draw in the sky for Abraham to count?



Memory Verse

"Have faith in God." (Mark 11:22).





Ishmael and Isaac

Genesis
18:1-15; 21:1-21

Colour this picture of Abraham and Sarah with their promised son.
Trace over his name.



Isaac

Memory Verse

"God is able." (II Corinthians 9:8).





Sodom and Gomorrah

Genesis 19

Use your red and yellow crayons to colour the flames that
burnt Sodom.
Draw in some black smoke.



Memory Verse

“God is faithful.” (1 Corinthians 1:9).






The sacrifice of Isaac

Genesis 22

Colour the sheep that look the same with the same colour.



Memory Verse

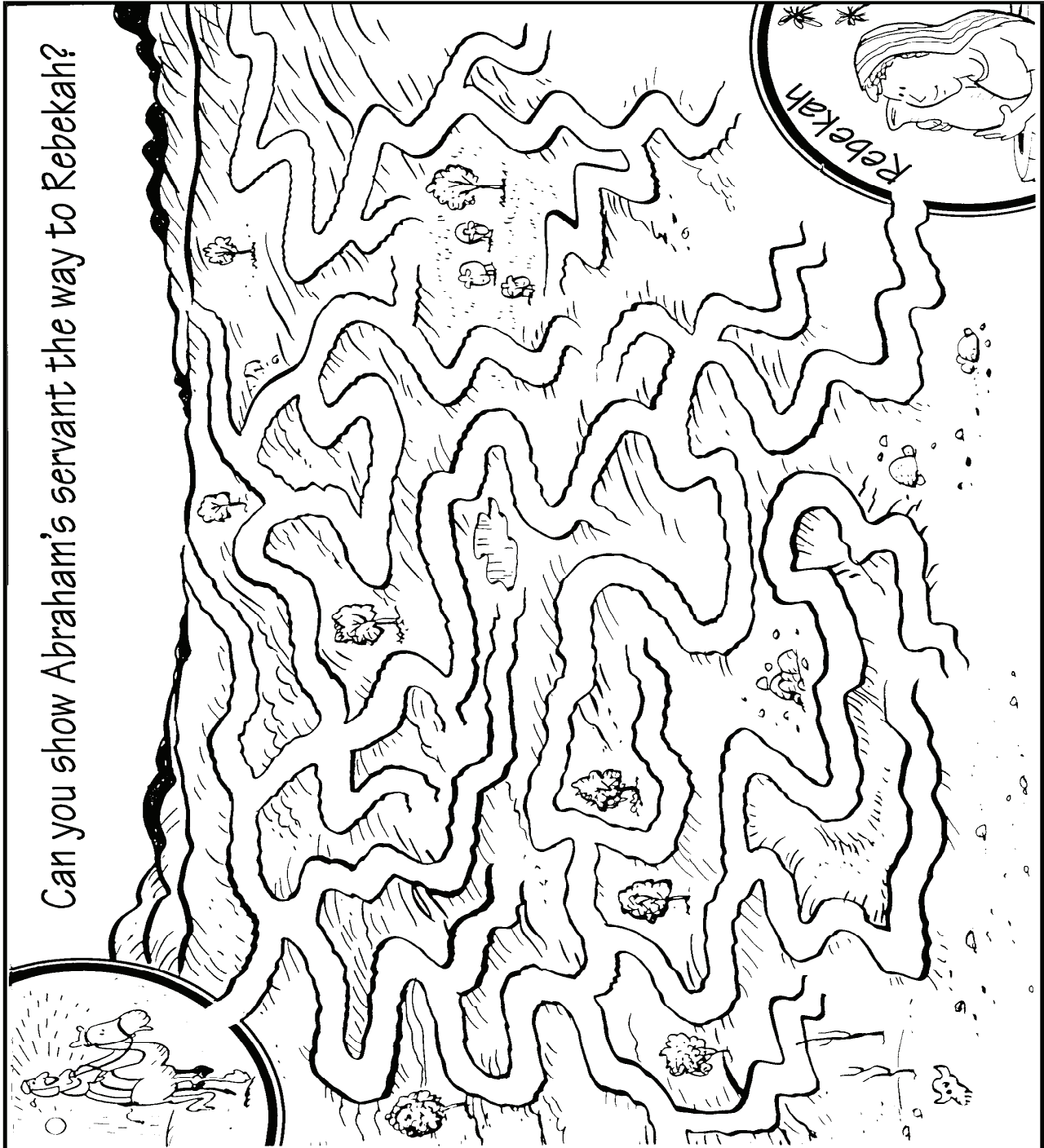
"Children, obey your parents." (Ephesians 6:1).





Rebekah, Isaac's bride

Genesis 24



Memory Verse

"He shall direct your paths." (Proverbs 3:6).





Jacob and Esau

Genesis
25:19-34; 27

Trace around the outline of the person to see who is tricking Isaac.



Memory Verse


"Do not lie." (Colossians 3:9).





Jacob's ladder, Leah and Rachel

Genesis 28 - 30



Memory Verse

"I am with you always." (Matthew 28:20).





Sonseekers Curriculum

Unit One

1. Creation 1
2. Creation 2
3. Adam and Eve
4. The fall
5. Cain and Abel
6. Noah builds an ark
7. The flood, Noah and his sons
8. The tower of Babel
9. Abram called, Abram and Lot
10. The covenant with Abraham
11. Ishmael and Isaac
12. Sodom and Gomorrah
13. The sacrifice of Isaac
14. Rebekah, Isaac's bride
15. Jacob and Esau
16. Jacob's ladder, Leah and Rachel

Unit Five

65. The widow's oil, a boy raised
66. Naaman
67. Famine in Samaria
68. Jonah
69. The captivity of Israel (the northern kingdom)
70. Hezekiah and Sennacherib
71. Isaiah
72. Josiah
73. Jeremiah
74. The captivity of Judah (the southern kingdom)
75. Daniel interprets the king's dream
76. The fiery furnace
77. The writing on the wall
78. Daniel in the lions' den
79. Esther
80. Restoration

Unit Two

17. Jacob becomes Israel
18. Joseph, the favourite son
19. Joseph goes to Egypt
20. Joseph interprets the dreams
21. Joseph's brothers
22. Israel in Egypt
23. Israelite slaves, Moses born
24. Moses flees and returns to Egypt
25. "Let My people go"
26. The first passover, Israel delivered
27. Crossing the Red Sea
28. Manna, water from the rock
29. Sinai and the ten commandments
30. Moses and the tabernacle
31. The golden calf
32. Twelve spies, 40 years of wandering

Unit Six

81. Zacharias, Elizabeth, Mary and John
82. The birth of Jesus
83. Jesus in the temple
84. John the Baptist
85. Jesus baptised and tempted
86. The call of the disciples
87. Water turned to wine
88. The temple cleansed, Nicodemus
89. The woman at the well
90. Healing of the paralysed man
91. The house built on the rock
92. Jesus stills the storm
93. The feeding of the 5000
94. The centurion's servant
95. Forgiveness in Simon's house
96. The sower and the seed

Unit Three

33. Aaron's rod
34. Moses hits the rock
35. The bronze serpent
36. Balaam and his ass
37. Joshua and Rahab
38. Crossing the Jordan, Jericho
39. The sin of Achan
40. The sun stands still
41. Gideon's fleece
42. Gideon and his army
43. Samson
44. Samson and Delilah
45. Ruth, Naomi and Boaz
46. Hannah
47. Samuel hears God speak
48. Eli, Hophni and Phinehas

Unit Seven

97. Jairus' daughter, a woman touches Jesus
98. Jesus walks on the water
99. Miracles of healing
100. The transfiguration
101. A boy is healed
102. The unmerciful servant
103. A man born blind
104. The good Samaritan
105. Prayer
106. The raising of Lazarus
107. The lost sheep, coin and son
108. Attitudes of a servant
109. The marriage of the king's son
110. The ten lepers
111. The ten virgins
112. The talents

Unit Four

49. Saul chosen
50. Saul and the Amalekites
51. David chosen
52. David and Goliath
53. David and Jonathan
54. David and Saul
55. David crowned
56. David and the ark
57. Absalom
58. Solomon becomes king
59. Solomon's temple
60. Israel divided, Rehoboam and Jeroboam
61. Elijah and the widow
62. Elijah on Mount Carmel
63. Good King Jehoshaphat
64. Elisha and the double portion

Unit Eight

113. Palm Sunday
114. The last supper and Gethsemane
115. The crucifixion
116. The resurrection
117. Peter restored
118. The risen Christ and His ascension
119. The day of Pentecost
120. Peter and John
121. Peter and the Gentiles
122. Stephen
123. Philip
124. Paul's conversion
125. Paul's first missionary journey
126. Paul's second and third missionary journeys
127. Paul's capture and imprisonment
128. Paul's final journey