

STUDENT
HANDBOOK

UNIT 1

From Creation to Jacob's Ladder

LEVEL TWO

**SON
SEEKERS**
.COM.AU

AGES 6-7

Creation
In the beginning
God created ...

**NOAH
AND THE
FLOOD**

Name:

Learning to serve ...
REBEKAH

See more at www.sonseekers.com.au

Student Handbook - Unit 1 Level Two

Student Handbook

Contents

Welcome to Sonseekers.... 1

A note to parents 2

Publisher's note..... 3

Unit 1 (Lessons 1-16):

1. *Creation 1* 4

2. *Creation 2* 6

3. *Adam and Eve* 8

4. *The fall* 10

5. *Cain and Abel* 12

6. *Noah builds an ark* 14

7. *The flood, Noah and his sons* 16

8. *The Tower of Babel* ... 18

9. *Abram and Lot*..... 20

10. *The covenant with Abraham* 22

11. *Ishmael and Isaac* 24

12. *Sodom and Gomorrah* 26

13. *The sacrifice of Isaac* 28

14. *Rebekah, Isaac's bride* 30

15. *Jacob and Esau* 32

16. *Jacob's ladder* 34

Curriculum Outline 36

Published by

visionone inc

ABN 37 430 685 890

10 Old Goombungee Rd

Toowoomba Qld 4350

Australia

Phone: 1300 885 048

Fax: 1300 728 293

Email: info@visionone.org.au

Web: www.visionone.org.au

©All rights reserved

July 2009



Welcome to Sonseekers ...

Dear Parents

Welcome to Sonseekers, a Sunday School Program designed to give children a sound background in Biblical events, people and places. We trust that you, and your child, are blessed by participation in this program.

The curriculum has been produced by over 100 people who have voluntarily given of their time and talents to write, draw and create activities, as well as to edit, review and proof-read. We deeply appreciate the commitment and love shown by all who have contributed to this project. The benefit and blessing to children, as they learn about God's life and love, is a testimony to their faithfulness.

However, the real key to children knowing God as their Father lies with their families. As parents train their children in God's way, they begin to experience the reality of the Father's love for themselves.

The Sonseekers program is designed to support and encourage family life and order. The Student Handbook is a feature of the program, offering follow up activities and daily devotions, which you may wish to use in your own family devotions.

May God bless and guide you as you share the Lord's life with your child.

If you wish to know more about the Sonseekers program, please contact the publishers on the numbers listed.

Yours in Christ

The Sonseekers Team

A note to parents about the Sonseekers materials . . .

Timeline

4000BC	Creation Adam and Eve The Fall
2500BC	Noah The Flood Tower of Babel
2000BC	Abraham
1900BC	Isaac
1800BC	Esau and Jacob
1750BC	Joseph
1360BC	Moses
1280BC	Exodus from Egypt and Journeys Joshua
1240BC	Entry into and Conquest of Land
1220BC	Judges
1100BC	Gideon
1070BC	Samson
1063BC	Samuel
1020BC	Saul as King
980BC	David as King
940BC	Solomon as King
900BC	Kingdom Divided
839BC	Elijah Emerges; Mt Carmel Jehoshaphat
814BC	Elisha's Ministry
749BC	Jonah
662BC	Hezekiah; Isaiah
576BC	Josiah
540BC	Daniel taken to Babylon
527BC	Exile into Babylon
457BC	Restoration from Babylon
4BC	Birth of Jesus
26AD	Baptism of Jesus Call of Disciples
28AD	Feeding of 5000 Parables
29AD	Miracles; Transfiguration
30AD	Raising of Lazarus Parables Palm Sunday Jesus' Crucifixion and Resurrection Day of Pentecost Peter's Ministry
33AD	Conversion of Paul
45AD	Paul's Missionary Journeys
60AD	Paul as Prisoner to Rome

What are the Sonseekers materials?

The Sonseekers Sunday School materials are a four year course of 128 Bible lessons. The lessons are written with the twin aims of teaching the students an accurate chronology of Biblical events and also drawing from each lesson pastoral points relevant to the age and stage of each child. They are written at four levels to cover from pre-school to 12+ age groups. The 128 lessons are organised into 8 units, each of sixteen lessons. The table below indicates the suitable age group for each level:

Sonseekers Level	Student Age	School Level
Level One	4 - 5	Kindergarten, Prep
Level Two	6 - 7	Lower Primary
Level Three	8 - 10	Middle Primary
Level Four	11 - 12+	Upper Primary

What's in my Sonseekers Level Two Student Handbook?

Each Level Two Student Handbook contains sixteen homework activities and sixteen "My Own Page" sections, relevant for the age of your child.

Each **homework activity page** comprises:

- ◆ the title of the lesson;
- ◆ the Bible reference for each lesson;
- ◆ an activity related to some aspect of the lesson;
- ◆ the memory verse to be learnt from the lesson.

.../cont'd

... note to parents ...

How do I help my child use the Student's Handbook?

The following suggestions are then made with regard to using the book.

After each lesson

- ◆ Make sure that your child learns the memory verse from the lesson.
- ◆ Have the child read the Bible passage for the lesson again or read it to him/her. The reference is provided in the header on the homework activity page. All Scripture references are taken from the New King James Version (1983 edition).
- ◆ Discuss the story with the child and ask them what they learnt from the story.
- ◆ Link the activity that the teacher used to the story so that the significance of the activity is clear to the students.
- ◆ Set regular times each week for the child to complete the homework activity and daily devotions.
- ◆ Give your child as much help and encouragement as they need to complete these tasks. This is an opportunity to fellowship in the word of God with your child!
- ◆ Ensure that your child brings the handbook to class so that the teacher can check the homework and mark the following week's memory verse.
- ◆ Encourage your child to read ahead for the next lesson.

**May God bless you and guide you as parents
as you help your children in this way!**

Publisher's note:

The publisher wishes to acknowledge the use of clip art from Coreldraw, Clickart, Bible View Clip Art by Pastoral Computer Services and Logos Bible Clips.

The publisher gives permission for artwork masters to be photocopied for the use of the students in the Sonseekers classes. However, no other part of this publication may be produced or transmitted in any form without permission in writing from the publisher.

Creation 1

Genesis 1 & 2



NOTE TO PARENTS:

As an extension of this Sunday School lesson, you could try the following activities one evening:

- Allowing your child to turn lights on and off.
- Finding their way, or finding a toy in a dark room.
- Playing with a torch.
- A slide projector can also illustrate a dramatic dark/light contrast and strong shadows for shadow plays.

Memory Verse

	<i>"God created the heavens and the earth." (Genesis 1:1).</i>
	<i>"I thank You, Father, Lord of heaven and earth." (Matthew 11:25).</i>





Creation 2

Genesis 1 & 2

There are no animals or birds in this picture.
Colour the picture and draw some small pictures of animals, fish
and birds.



Memory Verse

	"Do not worry about your life." (Matthew 6:25).
	"We are God's fellow workers." (I Corinthians 3:9).





Adam and Eve

Genesis 1:26 - 2:25

God made all the earth, animals and birds, then He made man.

Draw in the missing parts of the animals.

In the blank space, put a photo or drawing of yourself.



Memory Verse

	"So God created man in His own image." (Genesis 1:27).
	"Children, obey your parents in all things." (Colossians 3:20).





The fall

Genesis 3

Adam and Eve were afraid and hid from God.
In this picture, can you find Adam, Eve, the serpent and two
pieces of fruit?

When you have found them, colour them in.



Memory Verse

	"We ought to obey God." (Acts 5:29).
	"My sins are not hidden from You." (Psalm 69:5).





Cain and Abel

Genesis 4

One of these pictures is of Cain and the other shows Abel. Write which one is which.

Can you find five differences between the two pictures? Show them with an arrow (→).



Memory Verse

	"Whom the Lord loves He corrects." (Proverbs 3:12).
	"Love does not envy." (I Corinthians 13:4).






Noah builds an ark

Genesis 6:1 - 7:16

Help the elephants find the ark.



Memory Verse

	"God ... saved Noah, ... a preacher of righteousness." (II Peter 2:4 5).
	"Believe on ... Jesus and you will be saved." (Acts 16:31).






The flood, Noah and his sons

Genesis 7:17 - 9:29

Colour in the rainbow.



Memory Verse

	"You must be born again." (John 3:7).
	"By faith Noah ... prepared an ark." (Hebrews 11:7).






The tower of Babel

Genesis 11:1-9

The tower of Babel was made up of mud bricks. Tear bricks out of brown paper and stick them on to the tower. If you have no brown paper, draw in your own bricks.



Memory Verse

	"In You, O Lord, I put my trust." (Psalm 71:1).
	"The Most High rules in the kingdom of men." (Daniel 4:17).





Abram called, Abram and Lot

Genesis 12 - 14

Lot chose what looked best, while Abraham chose God's way.
Which way will we choose? God's way or our way?



Colour the trees and draw yourself on the right road.

Memory Verse

	"In the Lord I put my trust." (Psalm 11:1).
	"Cease to do evil, learn to do good." (Isaiah 1:16-17).







The covenant with Abraham

Genesis 15 - 17

Ram




Dove




She goat



Complete the names of the animals God told Abraham to gather



Heifer



Pigeon



Memory Verse

	"It is impossible for God to lie." (Hebrews 6:18).
	"Without faith it is impossible to please Him." (Hebrews 11:6).

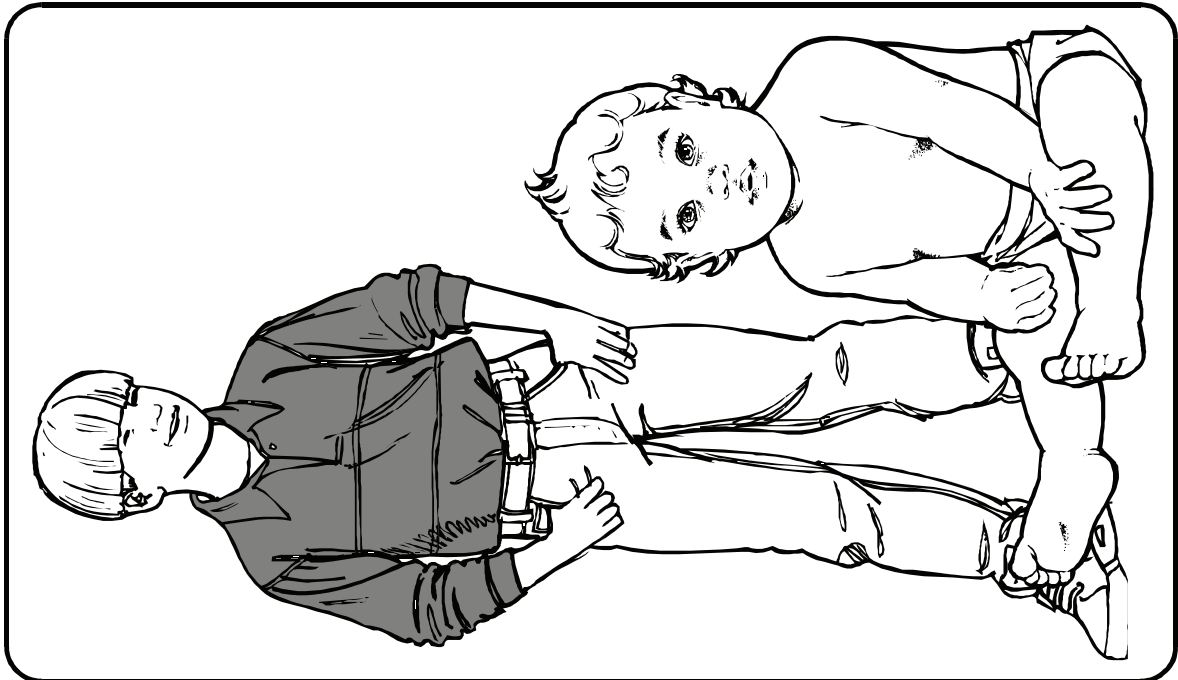
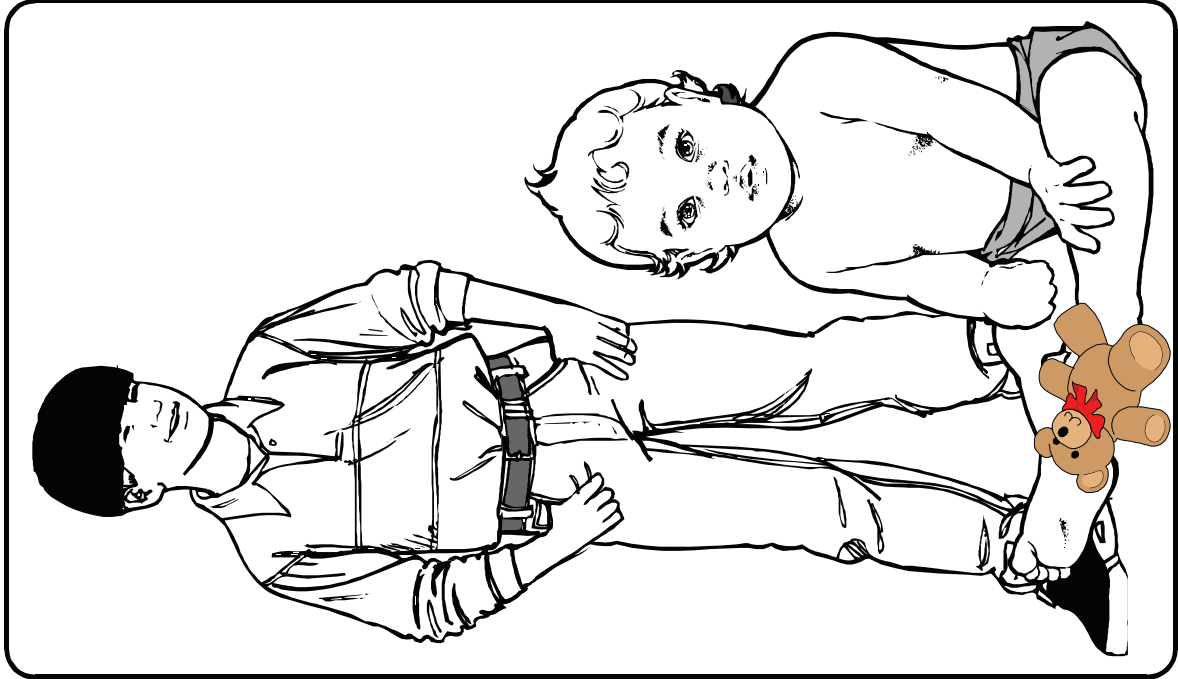




Ishmael and Isaac

Genesis
18:1-15; 21:1-21

How many differences can you find between these two pictures of two brothers?



Memory Verse


	"Is anything too hard for the Lord?" (Genesis 18:14).
	"Teach me Your way, O Lord." (Psalm 27:11).






Sodom and Gomorrah

Genesis 19



Fill in the missing letters
using the secret code.



Memory Verse

	"My God shall supply all your need." (Philippians 4:19).
	"The Lord is far from the wicked." (Proverbs 15:29).






The sacrifice of Isaac

Genesis 22

To see what this is a picture of, colour all the sections that have a "B" in them with blue, all those with "Br" in them brown, all those with "G" in them green, and leave all the blank sections white.



Memory Verse

	"Trust in the Lord with all your heart." (Proverbs 3:5).
	"Children, obey your parents in all things." (Colossians 3:20).






Rebekah, Isaac's bride

Genesis 24

**Colour this picture of Rebekah
being willing to serve.**



Memory Verse


	"And He shall direct your paths." (Proverbs 3:6).
	"Do not grow weary in doing good." (II Thessalonians 3:13).





Jacob and Esau

Genesis
25:19-34; 27



**Jacob and Esau need to sit down.
Can you unscramble their names on the rug?
Write them out on the lines above.**

Memory Verse


	"Let brotherly love continue." (Hebrews 13:1).
	"Hold fast what is good." (1 Thessalonians 5:21).





Jacob's ladder, Leah and Rachel

Genesis 28 - 30



Memory Verse

	"I am with you always." (Matthew 28:20).
	"Forgive, and you will be forgiven." (Luke 6:37).





Sonseekers Curriculum

Unit One	Unit Two	Unit Three	Unit Four
<ol style="list-style-type: none"> Creation 1 Creation 2 Adam and Eve The fall Cain and Abel Noah builds an ark The flood, Noah and his sons The tower of Babel Abram called, Abram and Lot The covenant with Abraham Ishmael and Isaac Sodom and Gomorrah The sacrifice of Isaac Rebekah, Isaac's bride Jacob and Esau Jacob's ladder, Leah and Rachel 	<ol style="list-style-type: none"> Jacob becomes Israel Joseph, the favourite son Joseph goes to Egypt Joseph interprets the dreams Joseph's brothers Israel in Egypt Israelite slaves, Moses born Moses flees and returns to Egypt "Let My people go" The first passover, Israel delivered Crossing the Red Sea Manna, water from the rock Sinai and the ten commandments Moses and the tabernacle The golden calf Twelve spies, 40 years of wandering 	<ol style="list-style-type: none"> Aaron's rod Moses hits the rock The bronze serpent Balaam and his ass Joshua and Rahab Crossing the Jordan, Jericho The sin of Achan The sun stands still Gideon's fleece Gideon and his army Samson Samson and Delilah Ruth, Naomi and Boaz Hannah Samuel hears God speak Eli, Hophni and Phinehas 	<ol style="list-style-type: none"> Saul chosen Saul and the Amalekites David chosen David and Goliath David and Jonathan David and Saul David crowned David and the ark Absalom Solomon becomes king Solomon's temple Israel divided, Rehoboam and Jeroboam Elijah and the widow Elijah on Mount Carmel Good King Jehoshaphat Elisha and the double portion
Unit Five	Unit Six	Unit Seven	Unit Eight
<ol style="list-style-type: none"> The widow's oil, a boy raised Naaman Famine in Samaria Jonah The captivity of Israel (the northern kingdom) Hezekiah and Sennacherib Isaiah Josiah Jeremiah The captivity of Judah (the southern kingdom) Daniel interprets the king's dream The fiery furnace The writing on the wall Daniel in the lions' den Esther Restoration 	<ol style="list-style-type: none"> Zacharias, Elizabeth, Mary and John The birth of Jesus Jesus in the temple John the Baptist Jesus baptised and tempted The call of the disciples Water turned to wine The temple cleansed, Nicodemus The woman at the well Healing of the paralysed man The house built on the rock Jesus stills the storm The feeding of the 5000 The centurion's servant Forgiveness in Simon's house The sower and the seed 	<ol style="list-style-type: none"> Jairus' daughter, a woman touches Jesus Jesus walks on the water Miracles of healing The transfiguration A boy is healed The unmerciful servant A man born blind The good Samaritan Prayer The raising of Lazarus The lost sheep, coin and son Attitudes of a servant The marriage of the king's son The ten lepers The ten virgins The talents 	<ol style="list-style-type: none"> Palm Sunday The last supper and Gethsemane The crucifixion The resurrection Peter restored The risen Christ and His ascension The day of Pentecost Peter and John Peter and the Gentiles Stephen Philip Paul's conversion Paul's first missionary journey Paul's second and third missionary journeys Paul's capture and imprisonment Paul's final journey