

# STUDENT HANDBOOK

LEVEL ONE

# SON SEEKERS



.COM.AU

AGES 4-5

# UNIT 2

From Jacob to the 12 Spies

**Jacob** wrestles with  
the **Angel**



*Joshua and Caleb*

Spying out the land...

# Student Handbook

## Contents

<b>Welcome to Sonseekers.....</b>	<b>1</b>
<b>A note to parents .....</b>	<b>2</b>
<b>Publisher's note.....</b>	<b>3</b>
<b>Unit 2 (Lessons 17-32):</b>	
17. <i>Jacob becomes Israel</i> .....	4
18. <i>Joseph the favourite son</i> .....	6
19. <i>Joseph goes to Egypt</i> .....	8
20. <i>Joseph interprets dreams</i> .....	10
21. <i>Joseph's brothers</i> .....	12
22. <i>Israel in Egypt</i> .....	14
23. <i>Israelite slaves, Moses born..</i>	16
24. <i>Moses returns to Egypt</i> .....	18
25. <i>"Let Me people go"</i> .....	20
26. <i>The first Passover, Israel</i> <i>delivered</i> .....	22
27. <i>Crossing the Red Sea</i> .....	24
28. <i>Manna, water from rock</i> .....	26
29. <i>Sinai and the ten</i> <i>commandments</i> .....	28
30. <i>Moses and the tabernacle</i> .....	30
31. <i>The golden calf</i> .....	32
32. <i>Twelve spies, 40 years</i> <i>wandering</i> .....	34
<b>Curriculum Outline .....</b>	<b>36</b>

## Published by

**visionone** inc

ABN 37 430 685 890

10 Old Goombungee Rd

Toowoomba Qld 4350

Australia

Phone: 1300 885 048

Fax: 1300 728 293

Email: [info@visionone.org.au](mailto:info@visionone.org.au)

Web: [www.visionone.org.au](http://www.visionone.org.au)

©All rights reserved

July 2009



## Welcome to Sonseekers ...

Dear Parents

Welcome to Sonseekers, a Sunday School Program designed to give children a sound background in Biblical events, people and places. We trust that you, and your child, are blessed by participation in this program.

The curriculum has been produced by over 100 people who have voluntarily given of their time and talents to write, draw and create activities, as well as to edit, review and proof-read. We deeply appreciate the commitment and love shown by all who have contributed to this project. The benefit and blessing to children, as they learn about God's life and love, is a testimony to their faithfulness.

However, the real key to children knowing God as their Father lies with their families. As parents train their children in God's way, they begin to experience the reality of the Father's love for themselves.

The Sonseekers program is designed to support and encourage family life and order. The Student Handbook is a feature of the program, offering follow up activities and daily devotions, which you may wish to use in your own family devotions.

May God bless and guide you as you share the Lord's life with your child.

If you wish to know more about the Sonseekers program, please contact the publishers on the numbers listed.

Yours in Christ

*The Sonseekers Team*

# A note to parents about the Sonseekers materials . . .

## Timeline

4000BC	Creation Adam and Eve The Fall
2500BC	Noah The Flood Tower of Babel
2000BC	Abraham
1900BC	Isaac
1800BC	Esau and Jacob
1750BC	Joseph
1360BC	Moses
1280BC	Exodus from Egypt and Journeys
1240BC	Joshua Entry into and Conquest of Land
1220BC	Judges
1100BC	Gideon
1070BC	Samson
1063BC	Samuel
1020BC	Saul as King
980BC	David as King
940BC	Solomon as King
900BC	Kingdom Divided
839BC	Elijah Emerges; Mt Carmel Jehoshaphat
814BC	Elisha's Ministry
749BC	Jonah
662BC	Hezekiah; Isaiah
576BC	Josiah
540BC	Daniel taken to Babylon
527BC	Exile into Babylon
457BC	Restoration from Babylon
4BC	Birth of Jesus
26AD	Baptism of Jesus Call of Disciples
28AD	Feeding of 5000 Parables
29AD	Miracles; Transfiguration
30AD	Raising of Lazarus Parables Palm Sunday Jesus' Crucifixion and Resurrection Day of Pentecost Peter's Ministry
33AD	Conversion of Paul
45AD	Paul's Missionary Journeys
60AD	Paul as Prisoner to Rome

## What are the Sonseekers materials?

The Sonseekers Sunday School materials are a four year course of 128 Bible lessons. The lessons are written with the twin aims of teaching the students an accurate chronology of Biblical events and also drawing from each lesson pastoral points relevant to the age and stage of each child. They are written at four levels to cover from pre-school to 12+ age groups. The 128 lessons are organised into 8 units, each of sixteen lessons. The table below indicates the suitable age group for each level:

Sonseekers Level	Student Age	School Level
Level One	4 - 5	Kindergarten, Prep
Level Two	6 - 7	Lower Primary
Level Three	8 - 10	Middle Primary
Level Four	11 - 12+	Upper Primary

## What's in my Sonseekers

### Level One Student Handbook?

Each Level One Student Handbook contains sixteen homework activities and sixteen "My Own Page" sections, relevant for the age of your child.

Each **homework activity page** comprises:

- ◆ the title of the lesson;
- ◆ the Bible reference for each lesson;
- ◆ an activity related to some aspect of the lesson;
- ◆ the memory verse to be learnt from the lesson.

.../cont'd

# ... note to parents ...

## **How do I help my child use the Student's Handbook?**

The following suggestions are then made with regard to using the book.

### **After each lesson**

- ◆ Make sure that your child learns the memory verse from the lesson.
- ◆ Have the child read the Bible passage for the lesson again or read it to him/her. The reference is provided in the header on the homework activity page. All Scripture references are taken from the New King James Version (1983 edition).
- ◆ Discuss the story with the child and ask them what they learnt from the story.
- ◆ Link the activity that the teacher used to the story so that the significance of the activity is clear to the students.
- ◆ Set regular times each week for the child to complete the homework activity and daily devotions.
- ◆ Give your child as much help and encouragement as they need to complete these tasks. This is an opportunity to fellowship in the word of God with your child!
- ◆ Ensure that your child brings the handbook to class so that the teacher can check the homework and mark the following week's memory verse.
- ◆ Encourage your child to read ahead for the next lesson.

**May God bless you and guide you as parents  
as you help your children in this way!**

---


### **Publisher's note:**

The publisher wishes to acknowledge the use of clip art from Coreldraw, Clickart, Bible View Clip Art by Pastoral Computer Services and Logos Bible Clips.

The publisher gives permission for artwork masters to be photocopied for the use of the students in the Sonseekers classes. However, no other part of this publication may be produced or transmitted in any form without permission in writing from the publisher.

# Jacob becomes Israel

Genesis 32 & 33



## Memory Verse

"Lead me." (Psalm 139:24).







# Joseph, the favourite son

Genesis 37:1-24



Use your  
best pencils  
and colour  
Joseph's  
beautiful  
coat.

## Memory Verse

"Love one another." (John 15:17).








# Joseph goes to Egypt

Genesis  
37:25-36; 39

Draw the prison bars that kept Joseph inside.



## Memory Verse


"God was with him." (Acts 7:9).





# Joseph interprets the dreams

Genesis 40 & 41



Place Pharaoh's ring on Joseph's finger and colour Joseph in. Make his clothes colourful and beautiful by using your best and favourite colours.

## Memory Verse

"God knows." (Luke 16:15).





# Joseph's brothers

Genesis 42:1 - 45:28

Find the silver cup that Joseph  
has hidden.



## Memory Verse

"We forgive." (Matthew 6:12).








# Israel in Egypt

Genesis 46 - 49

Help Jacob and his household find their way to Egypt and Joseph.



## Memory Verse

"Trust in the Lord." (Psalm 4:5).

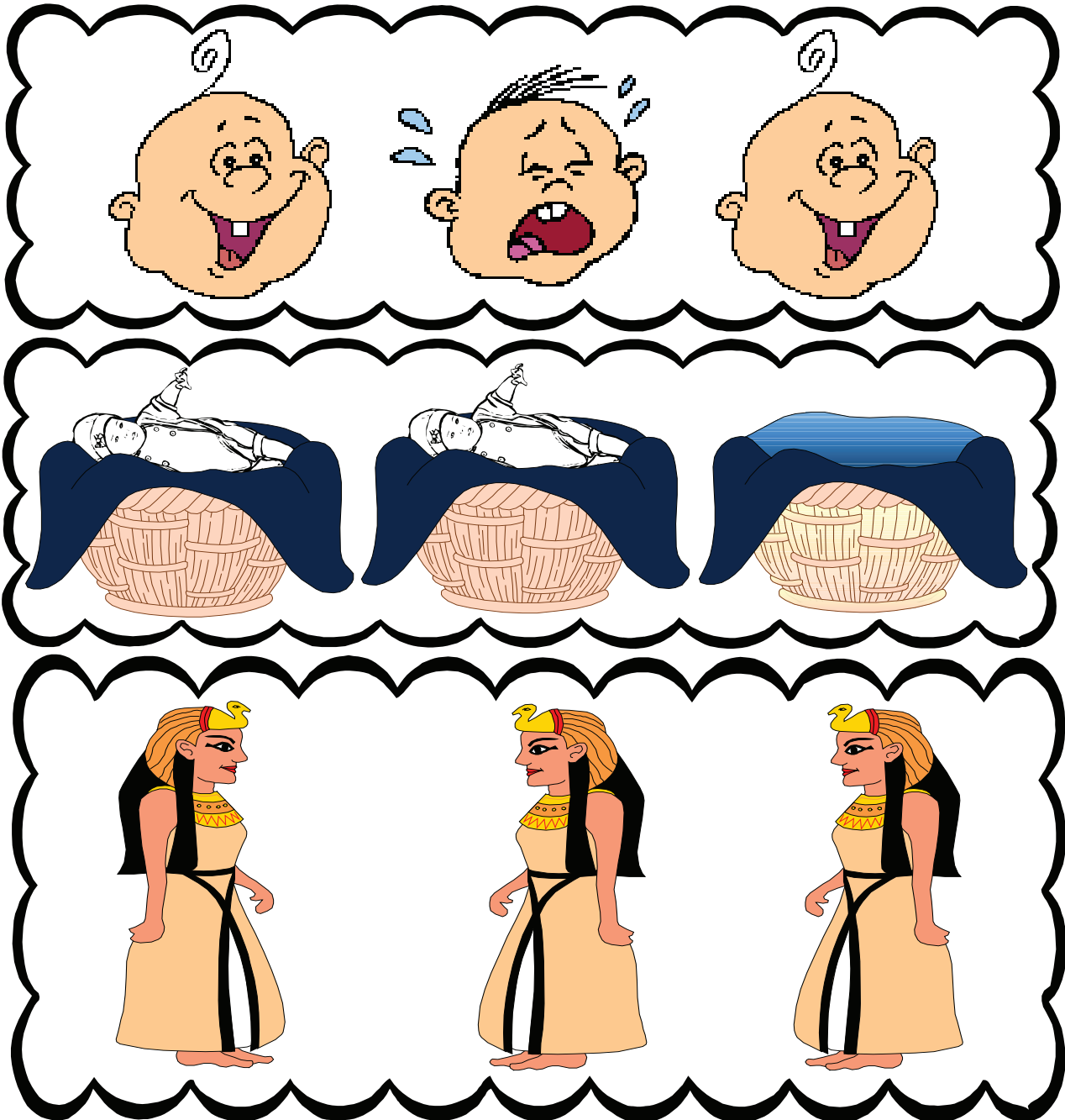




# Israelite slaves, Moses born

Exodus 1:1 - 2:10

Which one in each group is different?



## Memory Verse

"I shall be saved." (Jeremiah 17:14).





# Moses flees and returns to Egypt

Exodus  
2:11-25; 3 - 4

Colour the flames red and yellow,  
then colour the leaves green.



## Memory Verse

"You are my help." (Psalm 70:5).







# “Let My people go”

Exodus 5 - 11

Can you find five plagues? Colour each plague a different colour.



## Memory Verse

“Let My people go.” (Exodus 8:20).


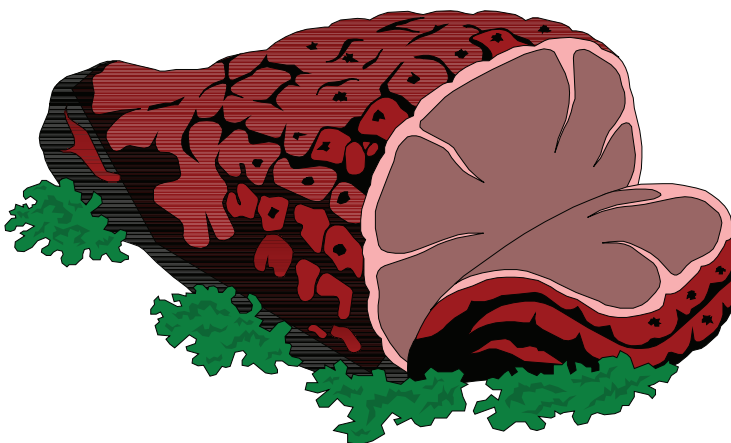







# The first passover, Israel delivered

Exodus 12

Circle the food the Israelites ate  
for their passover meal.



## Memory Verse

"I am with you." (Isaiah 43:5).






# Crossing the Red Sea

Exodus  
13:17 - 15:21

God saved His people.  
Colour the water and the dry land.  
Cut out some pictures of people from magazines or draw your own.  
Paste the people onto the dry land on your picture.



## Memory Verse

"I will sing to the Lord." (Exodus 15:1).








# Manna, water from the rock

Exodus 16; 17:1-7

Here is Moses striking the rock.  
Draw the water coming from it.  
Draw manna in the baskets.



## Memory Verse

“God shall supply.” (Philippians 4:19).






# Sinai and the ten commandments

Exodus 19 & 20

Colour in the lightning.  
Pull some white cotton wool apart until it  
is thin and glue it over the clouds.



## Memory Verse

*"I am the way." (John 14:6).*







# Moses and the tabernacle

Exodus 24 - 30

Which piece of tabernacle furniture is different in each group?



## Memory Verse

"Give me your heart." (Proverbs 23:26).







# The golden calf

Exodus 32

Colour the flames red that are burning the golden calf. Now, can you find the 2 tablets that God gave Moses? Trace around the dotted lines and scribble some 'writing' on them.



## Memory Verse

"Pray always." (Luke 21:36).

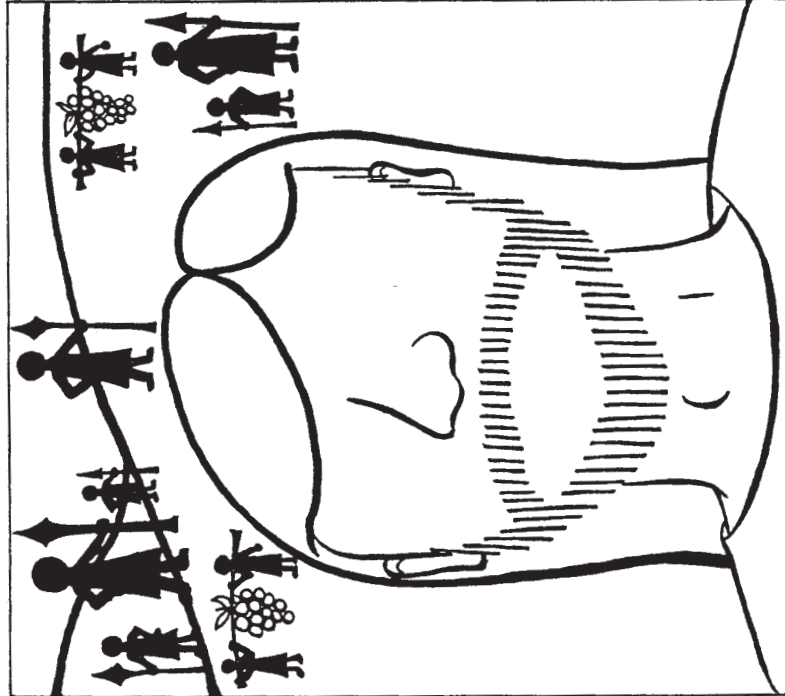




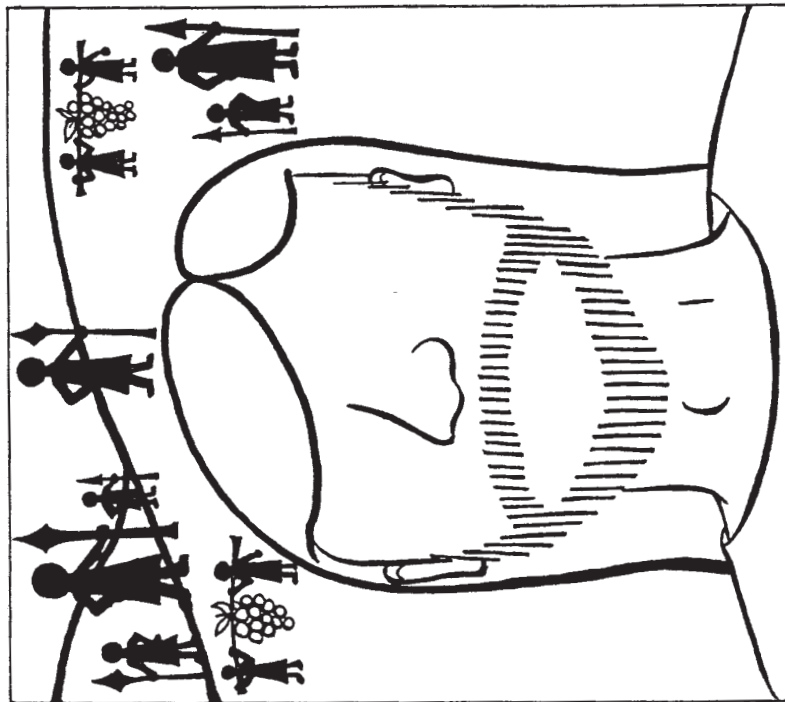
# Twelve spies, 40 years of wandering

Numbers 13 - 14:10

The spies go into the land.



This spy is afraid - how does he look?



Give this spy a smile - he trusts in the Lord.

## Memory Verse

*"He cares for you." (1 Peter 5:7)*





# Sonseekers Curriculum

Unit One	Unit Two	Unit Three	Unit Four
<ol style="list-style-type: none"> <li>Creation 1</li> <li>Creation 2</li> <li>Adam and Eve</li> <li>The fall</li> <li>Cain and Abel</li> <li>Noah builds an ark</li> <li>The flood, Noah and his sons</li> <li>The tower of Babel</li> <li>Abram called, Abram and Lot</li> <li>The covenant with Abraham</li> <li>Ishmael and Isaac</li> <li>Sodom and Gomorrah</li> <li>The sacrifice of Isaac</li> <li>Rebekah, Isaac's bride</li> <li>Jacob and Esau</li> <li>Jacob's ladder, Leah and Rachel</li> </ol>	<ol style="list-style-type: none"> <li>Jacob becomes Israel</li> <li>Joseph, the favourite son</li> <li>Joseph goes to Egypt</li> <li>Joseph interprets the dreams</li> <li>Joseph's brothers</li> <li>Israel in Egypt</li> <li>Israelite slaves, Moses born</li> <li>Moses flees and returns to Egypt</li> <li>"Let My people go"</li> <li>The first passover, Israel delivered</li> <li>Crossing the Red Sea</li> <li>Manna, water from the rock</li> <li>Sinai and the ten commandments</li> <li>Moses and the tabernacle</li> <li>The golden calf</li> <li>Twelve spies, 40 years of wandering</li> </ol>	<ol style="list-style-type: none"> <li>Aaron's rod</li> <li>Moses hits the rock</li> <li>The bronze serpent</li> <li>Balaam and his ass</li> <li>Joshua and Rahab</li> <li>Crossing the Jordan, Jericho</li> <li>The sin of Achan</li> <li>The sun stands still</li> <li>Gideon's fleece</li> <li>Gideon and his army</li> <li>Samson</li> <li>Samson and Delilah</li> <li>Ruth, Naomi and Boaz</li> <li>Hannah</li> <li>Samuel hears God speak</li> <li>Eli, Hophni and Phinehas</li> </ol>	<ol style="list-style-type: none"> <li>Saul chosen</li> <li>Saul and the Amalekites</li> <li>David chosen</li> <li>David and Goliath</li> <li>David and Jonathan</li> <li>David and Saul</li> <li>David crowned</li> <li>David and the ark</li> <li>Absalom</li> <li>Solomon becomes king</li> <li>Solomon's temple</li> <li>Israel divided, Rehoboam and Jeroboam</li> <li>Elijah and the widow</li> <li>Elijah on Mount Carmel</li> <li>Good King Jehoshaphat</li> <li>Elisha and the double portion</li> </ol>
Unit Five	Unit Six	Unit Seven	Unit Eight
<ol style="list-style-type: none"> <li>The widow's oil, a boy raised</li> <li>Naaman</li> <li>Famine in Samaria</li> <li>Jonah</li> <li>The captivity of Israel (the northern kingdom)</li> <li>Hezekiah and Sennacherib</li> <li>Isaiah</li> <li>Josiah</li> <li>Jeremiah</li> <li>The captivity of Judah (the southern kingdom)</li> <li>Daniel interprets the king's dream</li> <li>The fiery furnace</li> <li>The writing on the wall</li> <li>Daniel in the lions' den</li> <li>Esther</li> <li>Restoration</li> </ol>	<ol style="list-style-type: none"> <li>Zacharias, Elizabeth, Mary and John</li> <li>The birth of Jesus</li> <li>Jesus in the temple</li> <li>John the Baptist</li> <li>Jesus baptised and tempted</li> <li>The call of the disciples</li> <li>Water turned to wine</li> <li>The temple cleansed, Nicodemus</li> <li>The woman at the well</li> <li>Healing of the paralysed man</li> <li>The house built on the rock</li> <li>Jesus stills the storm</li> <li>The feeding of the 5000</li> <li>The centurion's servant</li> <li>Forgiveness in Simon's house</li> <li>The sower and the seed</li> </ol>	<ol style="list-style-type: none"> <li>Jairus' daughter, a woman touches Jesus</li> <li>Jesus walks on the water</li> <li>Miracles of healing</li> <li>The transfiguration</li> <li>A boy is healed</li> <li>The unmerciful servant</li> <li>A man born blind</li> <li>The good Samaritan</li> <li>Prayer</li> <li>The raising of Lazarus</li> <li>The lost sheep, coin and son</li> <li>Attitudes of a servant</li> <li>The marriage of the king's son</li> <li>The ten lepers</li> <li>The ten virgins</li> <li>The talents</li> </ol>	<ol style="list-style-type: none"> <li>Palm Sunday</li> <li>The last supper and Gethsemane</li> <li>The crucifixion</li> <li>The resurrection</li> <li>Peter restored</li> <li>The risen Christ and His ascension</li> <li>The day of Pentecost</li> <li>Peter and John</li> <li>Peter and the Gentiles</li> <li>Stephen</li> <li>Philip</li> <li>Paul's conversion</li> <li>Paul's first missionary journey</li> <li>Paul's second and third missionary journeys</li> <li>Paul's capture and imprisonment</li> <li>Paul's final journey</li> </ol>