

STUDENT HANDBOOK

LEVEL TWO

SON SEEKERS


.COM.AU

AGES 6-7

UNIT 2

From Jacob to the 12 Spies

Jacob wrestles with
the **Angel**



Name:

Joshua and Caleb

Spying out the land...

Student Handbook

Contents

Welcome to Sonseekers.....	1
A note to parents	2
Publisher's note.....	3
Unit 2 (Lessons 17-32):	
17. <i>Jacob becomes Israel</i>	4
18. <i>Joseph the favourite son</i>	6
19. <i>Joseph goes to Egypt</i>	8
20. <i>Joseph interprets dreams</i>	10
21. <i>Joseph's brothers</i>	12
22. <i>Israel in Egypt</i>	14
23. <i>Israelite slaves, Moses born..</i>	16
24. <i>Moses returns to Egypt</i>	18
25. <i>"Let Me people go"</i>	20
26. <i>The first Passover, Israel</i> <i>delivered</i>	22
27. <i>Crossing the Red Sea</i>	24
28. <i>Manna, water from rock</i>	26
29. <i>Sinai and the ten</i> <i>commandments</i>	28
30. <i>Moses and the tabernacle</i>	30
31. <i>The golden calf</i>	32
32. <i>Twelve spies, 40 years</i> <i>wandering</i>	34
Curriculum Outline	36

Published by

visionone inc

ABN 37 430 685 890

10 Old Goombungee Rd

Toowoomba Qld 4350

Australia

Phone: 1300 885 048

Fax: 1300 728 293

Email: info@visionone.org.au

Web: www.visionone.org.au

©All rights reserved

July 2009



Welcome to Sonseekers ...

Dear Parents

Welcome to Sonseekers, a Sunday School Program designed to give children a sound background in Biblical events, people and places. We trust that you, and your child, are blessed by participation in this program.

The curriculum has been produced by over 100 people who have voluntarily given of their time and talents to write, draw and create activities, as well as to edit, review and proof-read. We deeply appreciate the commitment and love shown by all who have contributed to this project. The benefit and blessing to children, as they learn about God's life and love, is a testimony to their faithfulness.

However, the real key to children knowing God as their Father lies with their families. As parents train their children in God's way, they begin to experience the reality of the Father's love for themselves.

The Sonseekers program is designed to support and encourage family life and order. The Student Handbook is a feature of the program, offering follow up activities and daily devotions, which you may wish to use in your own family devotions.

May God bless and guide you as you share the Lord's life with your child.

If you wish to know more about the Sonseekers program, please contact the publishers on the numbers listed.

Yours in Christ

The Sonseekers Team

A note to parents about the Sonseekers materials . . .

Timeline

4000BC	Creation Adam and Eve The Fall
2500BC	Noah The Flood Tower of Babel
2000BC	Abraham
1900BC	Isaac
1800BC	Esau and Jacob
1750BC	Joseph
1360BC	Moses
1280BC	Exodus from Egypt and Journeys
	Joshua
1240BC	Entry into and Conquest of Land
1220BC	Judges
1100BC	Gideon
1070BC	Samson
1063BC	Samuel
1020BC	Saul as King
980BC	David as King
940BC	Solomon as King
900BC	Kingdom Divided
839BC	Elijah Emerges; Mt Carmel Jehoshaphat
814BC	Elisha's Ministry
749BC	Jonah
662BC	Hezekiah; Isaiah
576BC	Josiah
540BC	Daniel taken to Babylon
527BC	Exile into Babylon
457BC	Restoration from Babylon
4BC	Birth of Jesus
26AD	Baptism of Jesus Call of Disciples
28AD	Feeding of 5000 Parables
29AD	Miracles; Transfiguration
30AD	Raising of Lazarus Parables Palm Sunday Jesus' Crucifixion and Resurrection Day of Pentecost Peter's Ministry
33AD	Conversion of Paul
45AD	Paul's Missionary Journeys
60AD	Paul as Prisoner to Rome

What are the Sonseekers materials?

The Sonseekers Sunday School materials are a four year course of 128 Bible lessons. The lessons are written with the twin aims of teaching the students an accurate chronology of Biblical events and also drawing from each lesson pastoral points relevant to the age and stage of each child. They are written at four levels to cover from pre-school to 12+ age groups. The 128 lessons are organised into 8 units, each of sixteen lessons. The table below indicates the suitable age group for each level:

Sonseekers Level	Student Age	School Level
Level One	4 - 5	Kindergarten, Prep
Level Two	6 - 7	Lower Primary
Level Three	8 - 10	Middle Primary
Level Four	11 - 12+	Upper Primary

What's in my Sonseekers Level Two Student Handbook?

Each Level Two Student Handbook contains sixteen homework activities and sixteen "My Own Page" sections, relevant for the age of your child.

Each **homework activity page** comprises:

- ♦ the title of the lesson;
- ♦ the Bible reference for each lesson;
- ♦ an activity related to some aspect of the lesson;
- ♦ the memory verse to be learnt from the lesson.

.../cont'd

... note to parents ...

How do I help my child use the Student's Handbook?

The following suggestions are then made with regard to using the book.

After each lesson

- ◆ Make sure that your child learns the memory verse from the lesson.
- ◆ Have the child read the Bible passage for the lesson again or read it to him/her. The reference is provided in the header on the homework activity page. All Scripture references are taken from the New King James Version (1983 edition).
- ◆ Discuss the story with the child and ask them what they learnt from the story.
- ◆ Link the activity that the teacher used to the story so that the significance of the activity is clear to the students.
- ◆ Set regular times each week for the child to complete the homework activity and daily devotions.
- ◆ Give your child as much help and encouragement as they need to complete these tasks. This is an opportunity to fellowship in the word of God with your child!
- ◆ Ensure that your child brings the handbook to class so that the teacher can check the homework and mark the following week's memory verse.
- ◆ Encourage your child to read ahead for the next lesson.

**May God bless you and guide you as parents
as you help your children in this way!**

Publisher's note:

The publisher wishes to acknowledge the use of clip art from Coreldraw, Clickart, Bible View Clip Art by Pastoral Computer Services and Logos Bible Clips.

The publisher gives permission for artwork masters to be photocopied for the use of the students in the Sonseekers classes. However, no other part of this publication may be produced or transmitted in any form without permission in writing from the publisher.

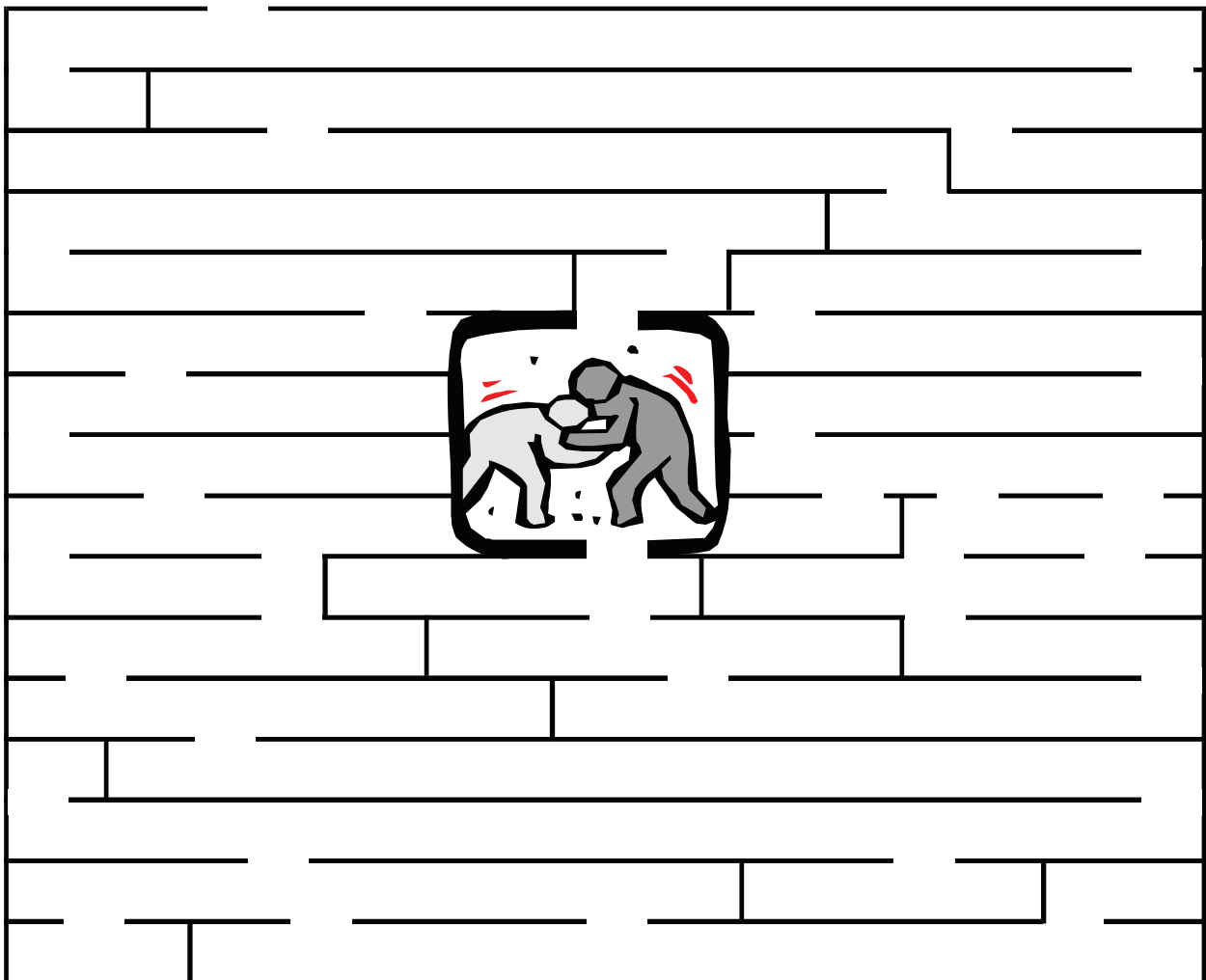
Jacob becomes Israel

Genesis 32 & 33

Copy the names Jacob and Israel in the boxes provided beside each name. Now, help Jacob through the maze to meet and wrestle with God and finally to become Israel. **Remember**, don't cross over any lines.

Jacob

--



Israel

--

Memory Verse

	"I show you a more excellent way." (1 Corinthians 12:31).
	"And forgive us our sins." (Luke 11:4).





Joseph, the favourite son

Genesis 37:1-24



Join the dots to find the special present that Jacob gave Joseph. Colour it in using lots of different colours.

Memory Verse

	"An angry man stirs up strife." (Proverbs 29:22).
	"A man's pride will bring him low." (Proverbs 29:23).





Joseph goes to Egypt

Genesis
18:1-15; 21:1-21

Discover these names by writing them in reverse.

(That means to start with the last letter).

nebueR _____

hpesoJ _____

setileamhsl _____

daeliG _____

tpygE _____

haduJ _____

etinaidiM _____

bocaJ _____

rahpitoP _____

hoarahP _____

Check your answers in Genesis 37:23-36



In this money bag,
draw the 20 shekels
of silver for which
Joseph was sold.



Memory Verse

	"A righteous man hates lying." (Proverbs 13:5).
	"Trust in the Lord, and do good." (Psalm 37:3).





Joseph interprets the dreams

Genesis 40 & 41

Follow the line from the dream to find the dreamer.
Who is each man?
Write your answer in the space below his bed.



Memory Verse

	"He ... gave gifts to men." (Ephesians 4:8).
	"My times are in Your hand." (Psalm 31:15).





Joseph's brothers

Genesis
42:1 - 45:28

**What was in the bag of grain?
Write or draw your answer and
colour the picture.**



Memory Verse


	"Forgiving one another ... as Christ forgave you." (Colossians 3:13).
	"Let us do good to all." (Galatians 6:10).






Israel in Egypt

Genesis 46 - 49



Where did the Israelites go when they left Canaan? Help them find their way.



Memory Verse

	"We are children of God." (1 John 3:2).
	"Trust in the Lord with all your heart." (Proverbs 3:5).





Israelite slaves, Moses born

Exodus 1:1 - 2:10

**Draw a picture of what the princess found in the basket.
Tell Dad and Mum the story.
Colour the picture.**



Memory Verse

	"Hold me up, and I shall be safe." (Psalm 119:117).
	"God is not a man, that He should lie." (Numbers 23:19).





Moses flees and returns to Egypt

Exodus
2:11-25; 3 - 4



**Moses stood
barefoot on
holy ground.
Can you
find his sandals.
Colour them
brown.**

Memory Verse

	"The Spirit also helps in our weaknesses." (Romans 8:26).
	"What does the Lord require of you?" (Micah 6:8).








"Let My people go"

Exodus 5-11

Now we think that you are clever,
and there's no-one who could ever
work out this little code as well as you.
From each sketch take the first letter,
now you put them altogether,
to see what helped the Israelites get through.







Memory Verse

	"All things work together for good to those who love God." (Romans 8:28).
	"And His voice we will obey." (Joshua 24:24).

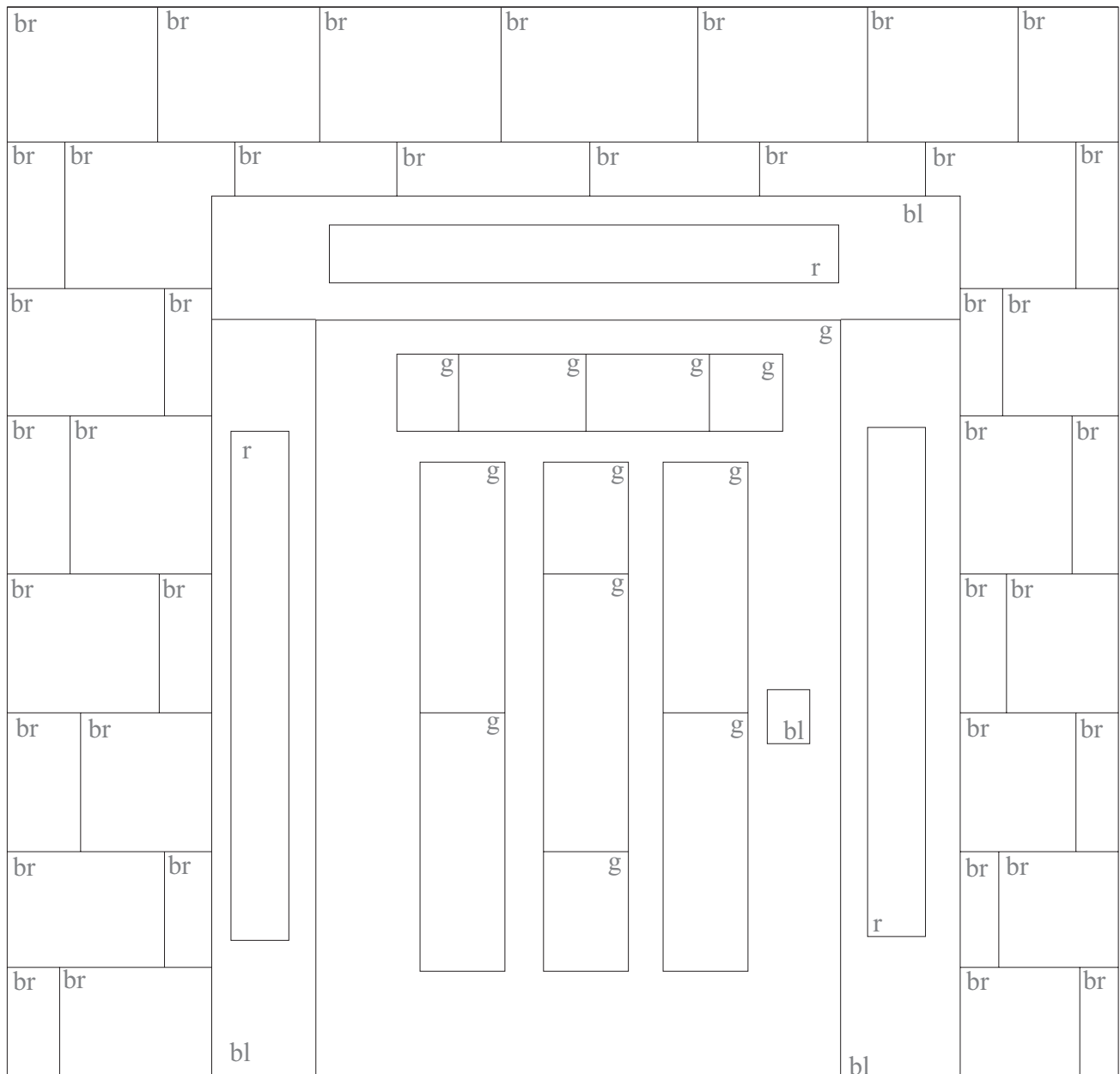




The first passover, Israel delivered

Exodus 12

To see what the Israelites had to do to protect their firstborn, colour the squares marked 'bl' black, 'br' brown, 'g' green and 'r' red.



Memory Verse

	"Do not harden your hearts." (Hebrews 3:8).
	"He who is careless of his ways will die." (Proverbs 19:16).







Crossing the Red Sea

Exodus
13:17 - 15:21

Pharaoh let the people go
But soon began to worry,
Because he had no slaves now,
He thought he'd better hurry,
So a mighty army he did form
And after the Israelites they did swarm.

But Moses' faith did not sway,
For God was with them all the way,
He lifted his hand to part the sea,
And all the Israelites went free.



Draw the Israelites passing through the Red Sea.

Memory Verse

	"Teach me Your way, O Lord." (Psalm 27:11).
	"We will rejoice and be glad." (Psalm 118:24).

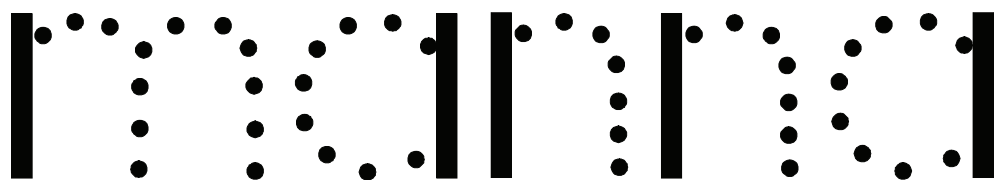




Manna, water from the rock

Exodus 16; 17:1-7

Draw the quail's beak and feet, then colour the feathers. Now if you join the dots below, you will see what else God gave the Israelites to eat.



Memory Verse

	"My God shall supply all your need." (Philippians 4:19).
	"Forget not all His benefits." (Psalm 103:2).






Sinai and the ten commandments

Exodus 19 & 20

Colour the smoke grey, the fire orange, the lightning yellow, then draw Moses and Aaron going up the mountain.



Memory Verse

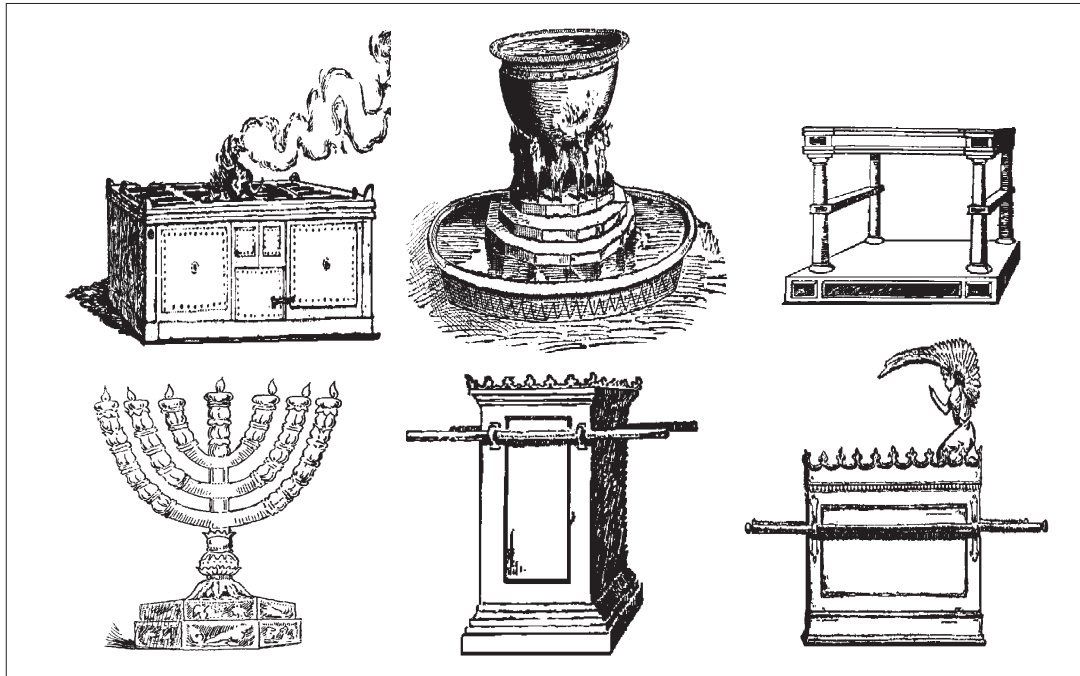
	"Jesus said ... 'I am the way.'" (John 14:6).
	"For you are a holy people to the Lord." (Deuteronomy 7:6).






Moses and the tabernacle

Exodus 24 - 30



Find and circle the 5 differences between these pictures of the tabernacle furniture.



Memory Verse

	"Give me your heart." (Proverbs 23:26).
	"This is the way, walk in it." (Isaiah 30:21).





The golden calf

Exodus 32

Join the dots to find out who Moses was praying for.

The Israelites

Now colour the picture and glue some cotton wool on the cloud.



Memory Verse

	"You shall have no other gods before Me." (Exodus 20:3).
	"Pray for one another." (James 5:16).

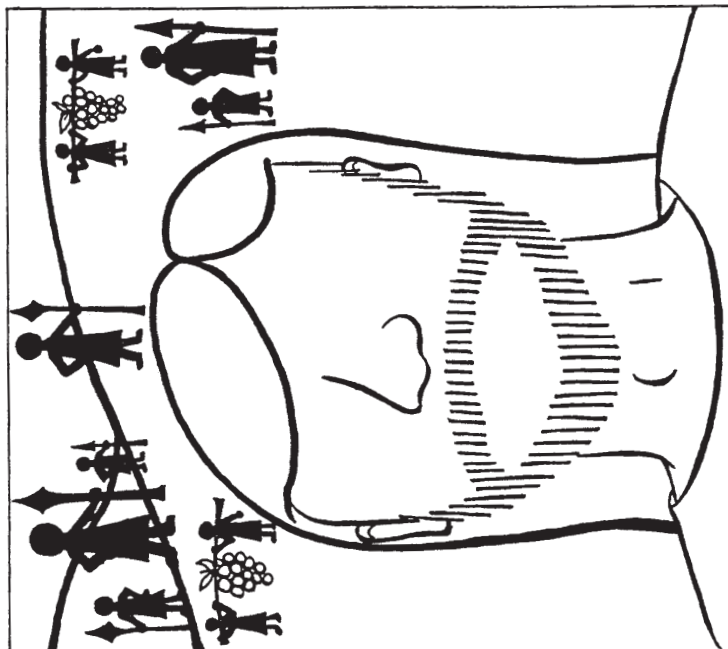
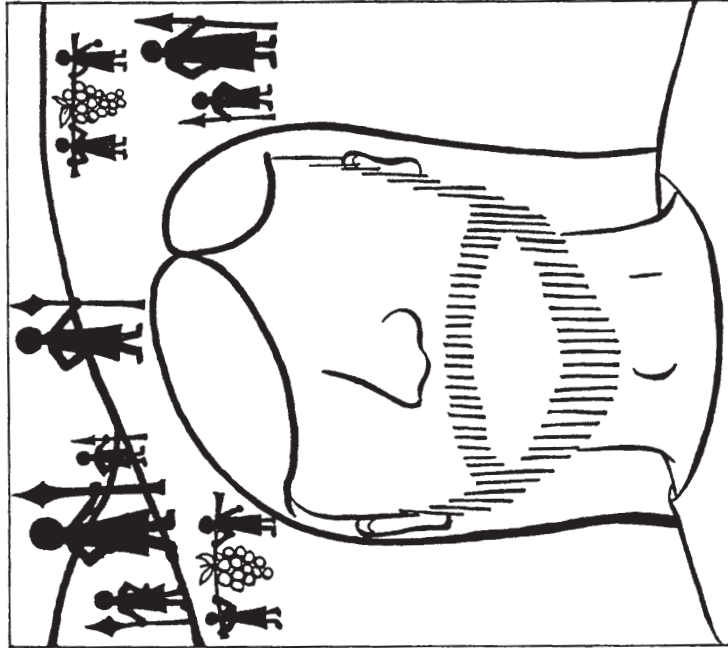




Twelve spies, 40 years of wandering

Numbers 13-14:10

The spies go into the land.



One of these spies is sure that with God on their side, the people can take the land.

The other spy is afraid of the giants in the land.

Finish drawing their faces so we can tell which spy trusts God and which spy is afraid.

Memory Verse

	"Be strong and of good courage." (Joshua 1:9).
	"Hear, and your soul shall live." (Isaiah 55:3).





Sonseekers Curriculum

Unit One	Unit Two	Unit Three	Unit Four
<ol style="list-style-type: none"> Creation 1 Creation 2 Adam and Eve The fall Cain and Abel Noah builds an ark The flood, Noah and his sons The tower of Babel Abram called, Abram and Lot The covenant with Abraham Ishmael and Isaac Sodom and Gomorrah The sacrifice of Isaac Rebekah, Isaac's bride Jacob and Esau Jacob's ladder, Leah and Rachel 	<ol style="list-style-type: none"> Jacob becomes Israel Joseph, the favourite son Joseph goes to Egypt Joseph interprets the dreams Joseph's brothers Israel in Egypt Israelite slaves, Moses born Moses flees and returns to Egypt "Let My people go" The first passover, Israel delivered Crossing the Red Sea Manna, water from the rock Sinai and the ten commandments Moses and the tabernacle The golden calf Twelve spies, 40 years of wandering 	<ol style="list-style-type: none"> Aaron's rod Moses hits the rock The bronze serpent Balaam and his ass Joshua and Rahab Crossing the Jordan, Jericho The sin of Achan The sun stands still Gideon's fleece Gideon and his army Samson Samson and Delilah Ruth, Naomi and Boaz Hannah Samuel hears God speak Eli, Hophni and Phinehas 	<ol style="list-style-type: none"> Saul chosen Saul and the Amalekites David chosen David and Goliath David and Jonathan David and Saul David crowned David and the ark Absalom Solomon becomes king Solomon's temple Israel divided, Rehoboam and Jeroboam Elijah and the widow Elijah on Mount Carmel Good King Jehoshaphat Elisha and the double portion
Unit Five	Unit Six	Unit Seven	Unit Eight
<ol style="list-style-type: none"> The widow's oil, a boy raised Naaman Famine in Samaria Jonah The captivity of Israel (the northern kingdom) Hezekiah and Sennacherib Isaiah Josiah Jeremiah The captivity of Judah (the southern kingdom) Daniel interprets the king's dream The fiery furnace The writing on the wall Daniel in the lions' den Esther Restoration 	<ol style="list-style-type: none"> Zacharias, Elizabeth, Mary and John The birth of Jesus Jesus in the temple John the Baptist Jesus baptised and tempted The call of the disciples Water turned to wine The temple cleansed, Nicodemus The woman at the well Healing of the paralysed man The house built on the rock Jesus stills the storm The feeding of the 5000 The centurion's servant Forgiveness in Simon's house The sower and the seed 	<ol style="list-style-type: none"> Jairus' daughter, a woman touches Jesus Jesus walks on the water Miracles of healing The transfiguration A boy is healed The unmerciful servant A man born blind The good Samaritan Prayer The raising of Lazarus The lost sheep, coin and son Attitudes of a servant The marriage of the king's son The ten lepers The ten virgins The talents 	<ol style="list-style-type: none"> Palm Sunday The last supper and Gethsemane The crucifixion The resurrection Peter restored The risen Christ and His ascension The day of Pentecost Peter and John Peter and the Gentiles Stephen Philip Paul's conversion Paul's first missionary journey Paul's second and third missionary journeys Paul's capture and imprisonment Paul's final journey