

STUDENT HANDBOOK

UNIT 3

From Aaron's Rod to Eli


LEVEL TWO

SON SEEKERS

.COM.AU

AGES 6-7

Balaam and his **Donkey**




**GOD'S PEOPLE
ENTER
A NEW
LAND**

PROMISED LAND

SURE'S
UP!

Name:

**RUTH, NAOMI
AND BOAZ
A LOVE STORY**



Student Handbook

Contents

Welcome to Sonseekers.....	1
A note to parents	2
Publisher's note.....	3
Unit 3 (Lessons 33-48):	
33. <i>Aaron's rod</i>	4
34. <i>Moses hits the rock</i>	6
35. <i>The bronze serpent</i>	8
36. <i>Balaam and his ass</i>	10
37. <i>Joshua and Rahab</i>	12
38. <i>Crossing the Jordan,</i> <i>Jericho</i>	14
39. <i>The sin of Achan</i>	16
40. <i>The sun stands still</i>	18
41. <i>Gideon's fleece</i>	20
42. <i>Gideon and his army</i>	22
43. <i>Samson</i>	24
44. <i>Samson and Delilah</i>	26
45. <i>Ruth, Naomi and Boaz</i>	28
46. <i>Hannah</i>	30
47. <i>Samuel hears God speak</i>	32
48. <i>Eli, Hophni and Phinehas</i>	34
Curriculum Outline	36

Published by

visionone inc

ABN 37 430 685 890

10 Old Goombungee Rd

Toowoomba Qld 4350

Australia

Phone: 1300 885 048

Fax: 1300 728 293

Email: info@visionone.org.au

Web: www.visionone.org.au

©All rights reserved

July 2009



Welcome to Sonseekers ...

Dear Parents

Welcome to Sonseekers, a Sunday School Program designed to give children a sound background in Biblical events, people and places. We trust that you, and your child, are blessed by participation in this program.

The curriculum has been produced by over 100 people who have voluntarily given of their time and talents to write, draw and create activities, as well as to edit, review and proof-read. We deeply appreciate the commitment and love shown by all who have contributed to this project. The benefit and blessing to children, as they learn about God's life and love, is a testimony to their faithfulness.

However, the real key to children knowing God as their Father lies with their families. As parents train their children in God's way, they begin to experience the reality of the Father's love for themselves.

The Sonseekers program is designed to support and encourage family life and order. The Student Handbook is a feature of the program, offering follow up activities and daily devotions, which you may wish to use in your own family devotions.

May God bless and guide you as you share the Lord's life with your child.

If you wish to know more about the Sonseekers program, please contact the publishers on the numbers listed.

Yours in Christ

The Sonseekers Team

A note to parents about the Sonseekers materials . . .

Timeline

4000BC	Creation Adam and Eve The Fall
2500BC	Noah The Flood Tower of Babel
2000BC	Abraham
1900BC	Isaac
1800BC	Esau and Jacob
1750BC	Joseph
1360BC	Moses
1280BC	Exodus from Egypt and Journeys
1240BC	Joshua Entry into and Conquest of Land
1220BC	Judges
1100BC	Gideon
1070BC	Samson
1063BC	Samuel
1020BC	Saul as King
980BC	David as King
940BC	Solomon as King
900BC	Kingdom Divided
839BC	Elijah Emerges; Mt Carmel Jehoshaphat
814BC	Elisha's Ministry
749BC	Jonah
662BC	Hezekiah; Isaiah
576BC	Josiah
540BC	Daniel taken to Babylon
527BC	Exile into Babylon
457BC	Restoration from Babylon
4BC	Birth of Jesus
26AD	Baptism of Jesus Call of Disciples
28AD	Feeding of 5000 Parables
29AD	Miracles; Transfiguration
30AD	Raising of Lazarus Parables Palm Sunday Jesus' Crucifixion and Resurrection Day of Pentecost Peter's Ministry
33AD	Conversion of Paul
45AD	Paul's Missionary Journeys
60AD	Paul as Prisoner to Rome

What are the Sonseekers materials?

The Sonseekers Sunday School materials are a four year course of 128 Bible lessons. The lessons are written with the twin aims of teaching the students an accurate chronology of Biblical events and also drawing from each lesson pastoral points relevant to the age and stage of each child. They are written at four levels to cover from pre-school to 12+ age groups. The 128 lessons are organised into 8 units, each of sixteen lessons. The table below indicates the suitable age group for each level:

Sonseekers Level	Student Age	School Level
Level One	4 - 5	Kindergarten, Prep
Level Two	6 - 7	Lower Primary
Level Three	8 - 10	Middle Primary
Level Four	11 - 12+	Upper Primary

What's in my Sonseekers Level Two Student Handbook?

Each Level Two Student Handbook contains sixteen homework activities and sixteen "My Own Page" sections, relevant for the age of your child.

Each **homework activity page** comprises:

- ♦ the title of the lesson;
- ♦ the Bible reference for each lesson;
- ♦ an activity related to some aspect of the lesson;
- ♦ the memory verse to be learnt from the lesson.

.../cont'd

... note to parents ...

How do I help my child use the Student's Handbook?

The following suggestions are then made with regard to using the book.

After each lesson

- ◆ Make sure that your child learns the memory verse from the lesson.
- ◆ Have the child read the Bible passage for the lesson again or read it to him/her. The reference is provided in the header on the homework activity page. All Scripture references are taken from the New King James Version (1983 edition).
- ◆ Discuss the story with the child and ask them what they learnt from the story.
- ◆ Link the activity that the teacher used to the story so that the significance of the activity is clear to the students.
- ◆ Set regular times each week for the child to complete the homework activity and daily devotions.
- ◆ Give your child as much help and encouragement as they need to complete these tasks. This is an opportunity to fellowship in the word of God with your child!
- ◆ Ensure that your child brings the handbook to class so that the teacher can check the homework and mark the following week's memory verse.
- ◆ Encourage your child to read ahead for the next lesson.

**May God bless you and guide you as parents
as you help your children in this way!**

Publisher's note:

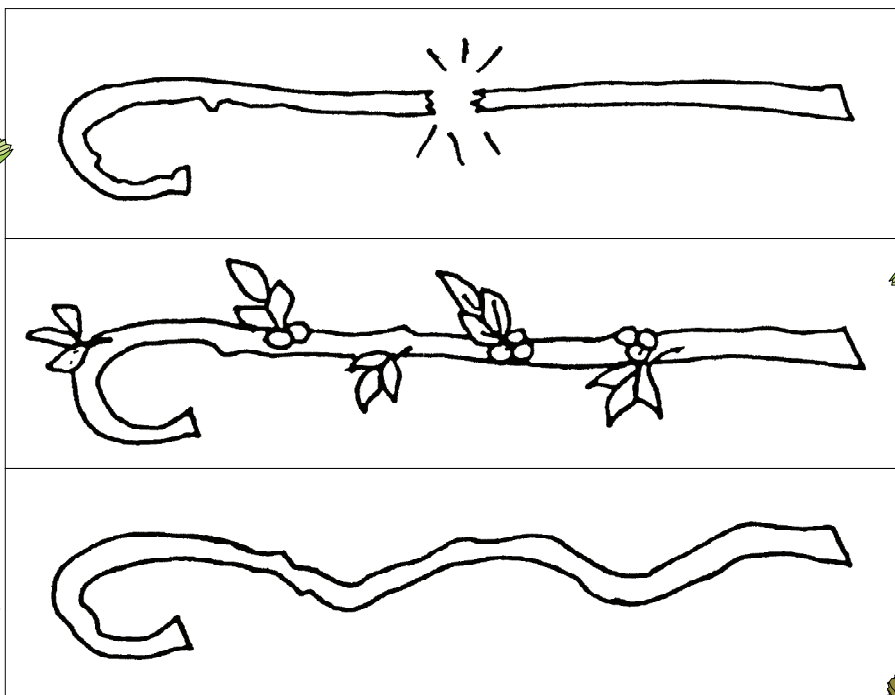
The publisher wishes to acknowledge the use of clip art from Coreldraw, Clickart, Bible View Clip Art by Pastoral Computer Services and Logos Bible Clips.

The publisher gives permission for artwork masters to be photocopied for the use of the students in the Sonseekers classes. However, no other part of this publication may be produced or transmitted in any form without permission in writing from the publisher.

Aaron's rod

Numbers 16 & 17

Colour the picture which shows what happened to Aaron's rod to show he was God's chosen leader.



Memory Verse

	"Do not grumble against one another." (James 5:9).
	"He shall direct your paths." (Proverbs 3:6).






Moses hits the rock

Numbers 20:2-13

Can you draw the rod in Moses' hands and the water coming out of the rock?



Memory Verse

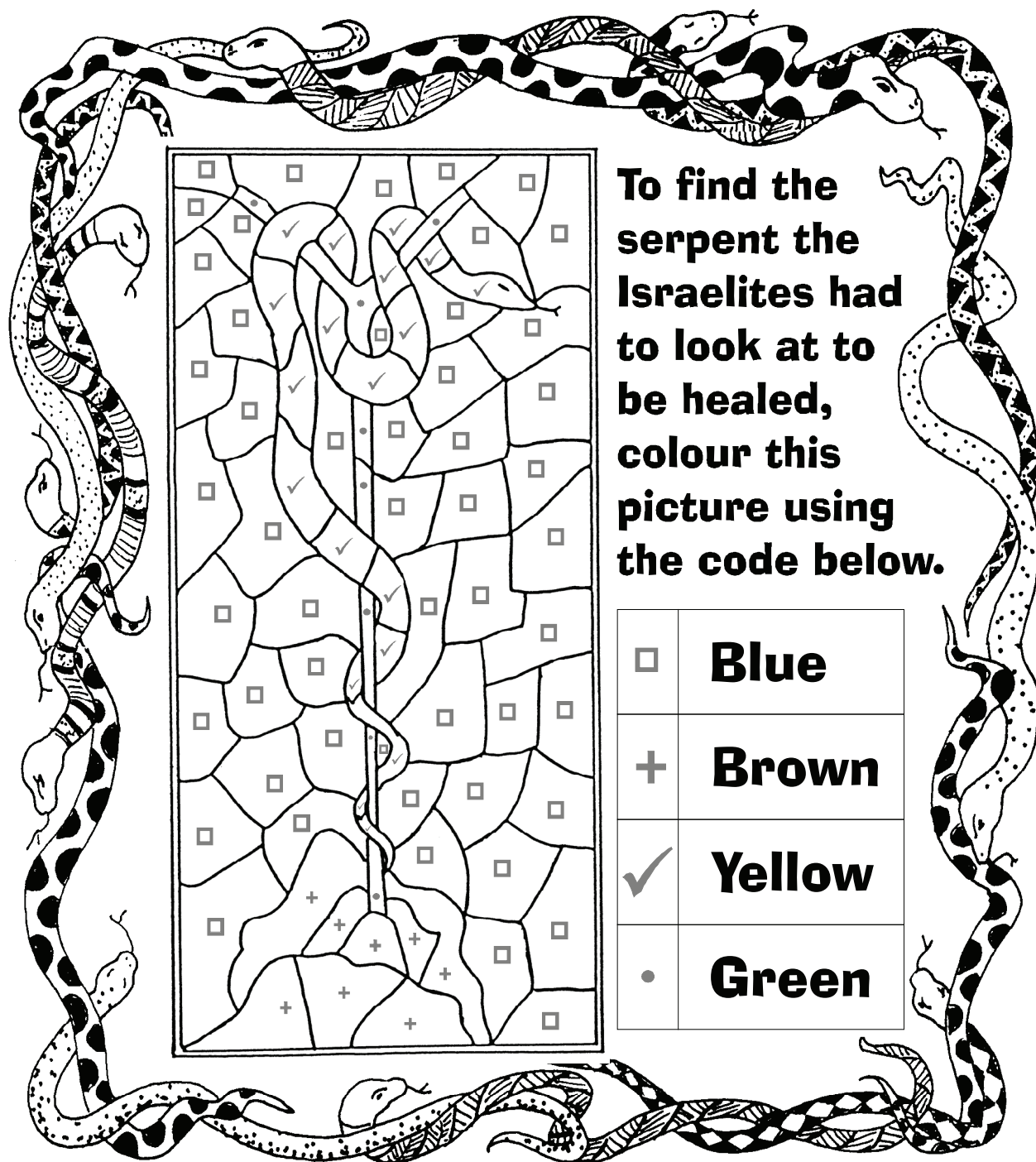
	"Be angry, and do not sin." (Ephesians 4:26).
	"He who promised is faithful." (Hebrews 10:23).





The bronze serpent

Numbers 21:4-9;
John 3:14-15



Memory Verse

	"To the Lord ... belong mercy and forgiveness." (Daniel 9:9).
	"Be content with such things as you have." (Hebrews 13:5).






Balaam and his ass

Numbers 22 - 24

Join the dots to find
Balaam's donkey.
Do you remember what
the donkey did?



Memory Verse

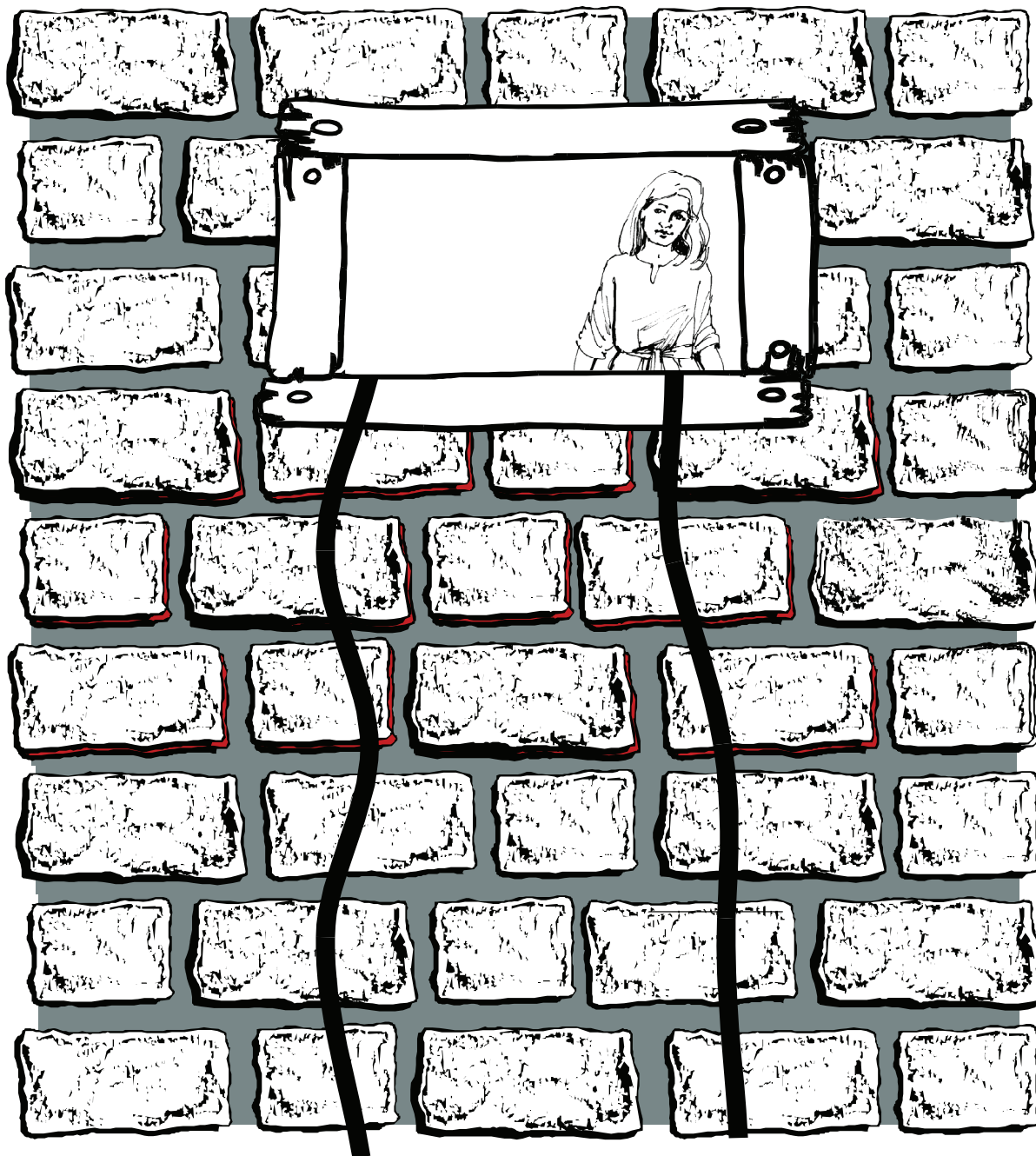
	"Listen diligently to Me." (Isaiah 55:2).
	"Do not be deceived, God is not mocked." (Galatians 6:7).





Joshua and Rahab

Joshua 1 & 2



**Can you draw the two spies
escaping from Rahab's house?**

Memory Verse

	"Believe on the Lord ... and you will be saved." (Acts 16:31).
	"No one can serve two masters." (Matthew 6:24).






Crossing the Jordan, Jericho

Joshua 3 – 6;
I Kings 16:34

Draw a picture of the seven priests blowing the trumpets, and tell Mum and Dad the story of how the walls of Jericho fell down.



Memory Verse

	<i>"Put your trust in the Lord." (Psalm 4:5).</i>
	<i>"Thanks be to God, who gives us the victory." (I Corinthians 15:57).</i>






The sin of Achan

Joshua 7

Find your way through the maze to where Achan has the gold coins hidden. On the way you may come across some of Achan's other stolen treasure.



Memory Verse

	"Be sure your sin will find you out." (Numbers 32:23).
	"Watch and pray, lest you enter into temptation." (Matthew 26:41).






The sun stands still

Joshua 10:1-15

Get Mum or Dad to help you find the three words in the puzzle and write them on the lines below.



Memory Verse

	"Pray without ceasing." (1 Thessalonians 5:17).
	"The Lord will fight for you." (Exodus 14:14).






Gideon's fleece

Judges 6:36-40

Number these pictures in the right order to show how Gideon learned to trust God.



Memory Verse

	"We walk by faith, not by sight." (II Corinthians 5:7).
	"Put on the new man." (Ephesians 4:24).





Gideon and his army

Judges 6:11-3;
7:1 – 8:28

Gideon's army had some weapons, but more importantly they trusted God. Colour in the strange weapons, and tick the boxes which show the wonderful help that Gideon's army had.



Memory Verse

	"When I am weak, then I am strong." (II Corinthians 12:10).
	"Little children, keep yourselves from idols." (I John 5:21).





Samson

Judges 13, 15

When the Lord strengthened Samson, he was so strong that he was able to kill a ferocious animal with his bare hands. Use a thick black felt pen to join the dots on the picture below and find out what sort of animal it was.



Memory Verse


	"He will be our guide." (Psalm 48:14).
	"The Lord is the strength of my life." (Psalm 27:1).









Samson and Delilah

Judges 16




Find out what the message tells you by writing the same letter you find next to the same picture.



I



O




T



L



M




R



C



S




E



F



U



H



D

Memory Verse

	"A friend loves at all times." (Proverbs 17:17).
	"The Lord is merciful and gracious." (Psalm 103:8).





Ruth, Naomi and Boaz

Ruth

Find the words in
in the maze below.
The first one is done for you.

RUTH BOAZ SANDAL NAOMI GOD SON WIDOW MOTHER



R	U	T	H	A	B	C	N	P
M	O	T	H	E	R	P	A	A
C	B	G	I	L	S	O	N	R
O	E	O	B	O	A	Z	M	H
G	O	D	A	T	I	L	R	U
R	H	S	A	N	D	A	L	Z
T	E	W	I	D	O	W	I	M
P	R	I	R	N	A	O	M	I

Memory Verse


	"Honour your father and mother." (Ephesians 6:2).
	"All things work together for good." (Romans 8:28).





Hannah

I Samuel 1 - 2



Memory Verse


	"I ... am He who comforts you." (Isaiah 51:12).
	"God loves a cheerful giver." (II Corinthians 9:7).





Samuel hears God speak

I Samuel 3



Someone was talking to Samuel and he needed Eli to tell him it was the Lord. The Lord has given you someone to teach you how to hear His voice and obey Him. Draw a picture of the person who teaches you to hear God's voice.



Memory Verse

	"Speak, Lord, for Your servant hears." (I Samuel 3:9).
	"His voice we will obey." (Joshua 24:24).



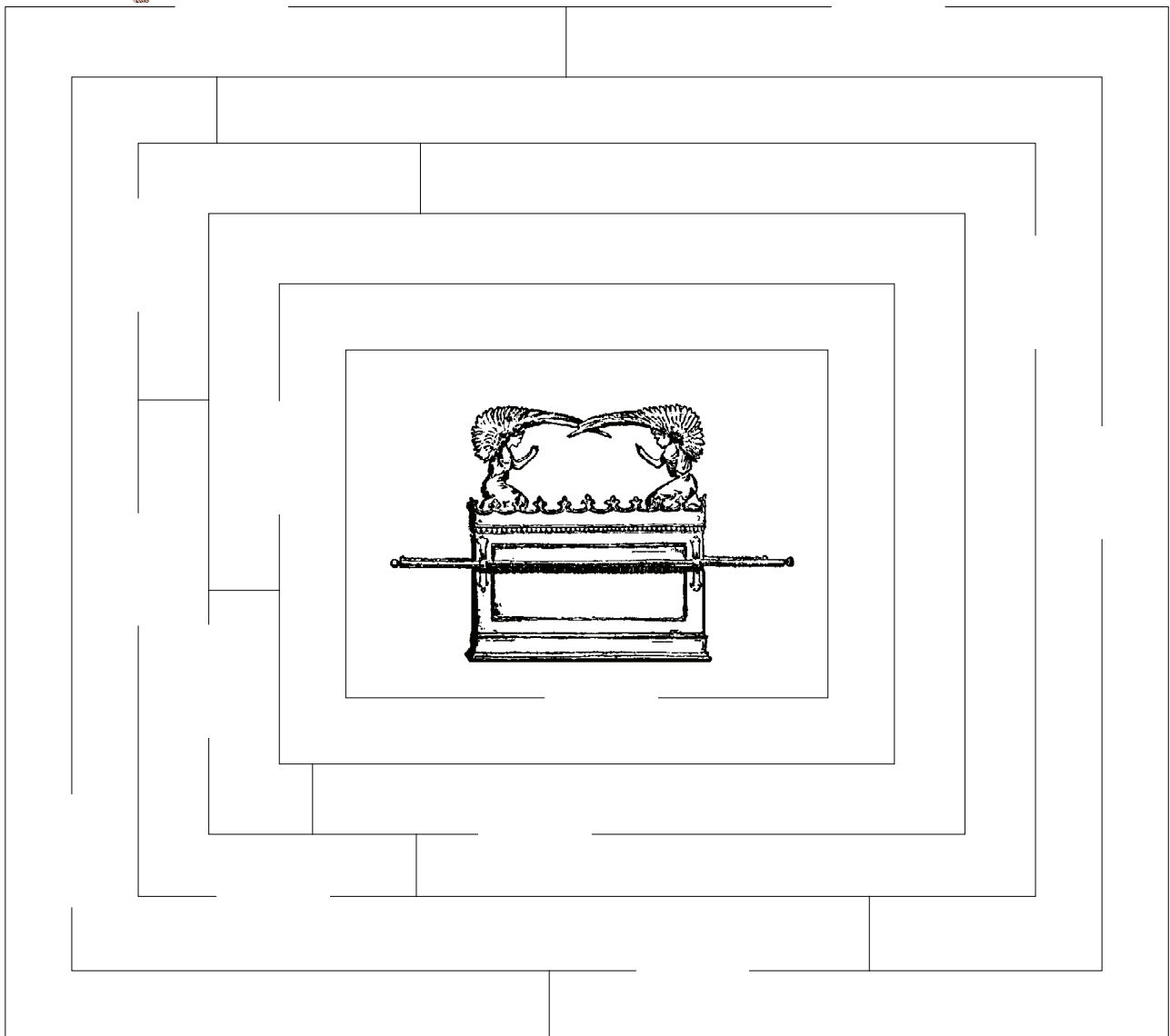


Eli, Hophni and Phinehas

I Samuel 4 - 6



**Help these Israelites
find the Ark of the
Covenant.**



Memory Verse

	"Hear, my children, the instruction of a father." (Proverbs 4:1).
	"Lord, I have called daily upon You." (Psalm 88:9).





Sonseekers Curriculum

Unit One	Unit Two	Unit Three	Unit Four
<ol style="list-style-type: none"> Creation 1 Creation 2 Adam and Eve The fall Cain and Abel Noah builds an ark The flood, Noah and his sons The tower of Babel Abram called, Abram and Lot The covenant with Abraham Ishmael and Isaac Sodom and Gomorrah The sacrifice of Isaac Rebekah, Isaac's bride Jacob and Esau Jacob's ladder, Leah and Rachel 	<ol style="list-style-type: none"> Jacob becomes Israel Joseph, the favourite son Joseph goes to Egypt Joseph interprets the dreams Joseph's brothers Israel in Egypt Israelite slaves, Moses born Moses flees and returns to Egypt "Let My people go" The first passover, Israel delivered Crossing the Red Sea Manna, water from the rock Sinai and the ten commandments Moses and the tabernacle The golden calf Twelve spies, 40 years of wandering 	<ol style="list-style-type: none"> Aaron's rod Moses hits the rock The bronze serpent Balaam and his ass Joshua and Rahab Crossing the Jordan, Jericho The sin of Achan The sun stands still Gideon's fleece Gideon and his army Samson Samson and Delilah Ruth, Naomi and Boaz Hannah Samuel hears God speak Eli, Hophni and Phinehas 	<ol style="list-style-type: none"> Saul chosen Saul and the Amalekites David chosen David and Goliath David and Jonathan David and Saul David crowned David and the ark Absalom Solomon becomes king Solomon's temple Israel divided, Rehoboam and Jeroboam Elijah and the widow Elijah on Mount Carmel Good King Jehoshaphat Elisha and the double portion
Unit Five	Unit Six	Unit Seven	Unit Eight
<ol style="list-style-type: none"> The widow's oil, a boy raised Naaman Famine in Samaria Jonah The captivity of Israel (the northern kingdom) Hezekiah and Sennacherib Isaiah Josiah Jeremiah The captivity of Judah (the southern kingdom) Daniel interprets the king's dream The fiery furnace The writing on the wall Daniel in the lions' den Esther Restoration 	<ol style="list-style-type: none"> Zacharias, Elizabeth, Mary and John The birth of Jesus Jesus in the temple John the Baptist Jesus baptised and tempted The call of the disciples Water turned to wine The temple cleansed, Nicodemus The woman at the well Healing of the paralysed man The house built on the rock Jesus stills the storm The feeding of the 5000 The centurion's servant Forgiveness in Simon's house The sower and the seed 	<ol style="list-style-type: none"> Jairus' daughter, a woman touches Jesus Jesus walks on the water Miracles of healing The transfiguration A boy is healed The unmerciful servant A man born blind The good Samaritan Prayer The raising of Lazarus The lost sheep, coin and son Attitudes of a servant The marriage of the king's son The ten lepers The ten virgins The talents 	<ol style="list-style-type: none"> Palm Sunday The last supper and Gethsemane The crucifixion The resurrection Peter restored The risen Christ and His ascension The day of Pentecost Peter and John Peter and the Gentiles Stephen Philip Paul's conversion Paul's first missionary journey Paul's second and third missionary journeys Paul's capture and imprisonment Paul's final journey