

TEACHER
RESOURCE

UNIT 8

From Palm Sunday to Paul's Final Journey

LEVEL THREE

**SON
SEEKERS**
.COM.AU

AGES 8-10



Name:

A man called **PAUL**



Teacher Resource

Contents

Teaching Sonseekers 1

A teacher's guide 2

Publisher's note 3

Unit 8 (Lessons 113-128):

113. *Palm Sunday* 4

114. *The last supper and
Gethsemane* 10

115. *The crucifixion* 14

116. *The resurrection* 18

117. *Peter restored* 22

118. *The risen Christ and His
ascension* 26

119. *The day of Pentecost* 30

120. *Peter and John* 34

121. *Peter and the Gentiles* 38

122. *Stephen* 42

123. *Philip* 46

124. *Paul's conversion* 52

125. *Paul's first missionary
journey* 54

126. *Paul's second and third
missionary journeys* 60

127. *Paul's capture and
imprisonment* 64

128. *Paul's final journey* 68

Unit 8 Awards 71

Curriculum Outline 72

Published by

visionone inc

ABN 37 430 685 890

10 Old Goombungee Rd

Toowoomba Qld 4350

Australia

Phone: 1300 885 048

Fax: 1300 728 293

Email: info@visionone.org.au

Web: www.visionone.org.au

©All rights reserved

July 2009



Teaching Sonseekers ...

Dear Teacher

Teaching young people about God's Word is a great honour and privilege. We note God chose Abraham, a man of faith because he "would teach his children and his household after him, to know the Way of The Lord" (Gen 18:19)

One who undertakes such a task will understand they have accepted a responsibility to become a witness of God's great love and faithfulness. As an example of Christian faith and integrity they have a wonderful opportunity to share their love for God's Word. The tremendous blessing for those who commit themselves to this task is that the Holy Spirit will strengthen and equip you to shine as a light to your class.

Recent trends away from Sunday School structures towards child minding activities have, we believe, been unfortunate as they fail to recognise the impact and effect the message of God's love through Christ has on young people.

Children are the Church's future. As such they are precious and well worth any investment in quality resources and dedicated teachers.

The 'Sonseekers' curriculum offers children Sunday School material that gives them a sound background in Biblical events, people and places. Secondly it offers a pastoral approach for the children to know God is able to help them and change their lives.

Structurally, any program will operate effectively if those teaching are faithful, zealous and committed to a team approach that might include:

- regular prayer and discussion in relation to curriculum issues, student needs and upcoming events and presentations;
- organisation and management of resources;
- training and development needs of teaching staff.

Teaching Sunday School is a rich and rewarding task. May God bless and guide you as you serve in this way.

Yours in Christ

The Sonseekers Team

A teacher's guide to using the Sonseekers materials . . .

Timeline

	<i>Creation</i>
4000BC	<i>Adam and Eve</i>
	<i>The Fall</i>
2500BC	<i>Noah</i>
	<i>The Flood</i>
	<i>Tower of Babel</i>
2000BC	<i>Abraham</i>
1900BC	<i>Isaac</i>
1800BC	<i>Esau and Jacob</i>
1750BC	<i>Joseph</i>
1360BC	<i>Moses</i>
1280BC	<i>Exodus from Egypt</i>
	<i>and Journeys</i>
	<i>Joshua</i>
1240BC	<i>Entry into and</i>
	<i>Conquest of Land</i>
1220BC	<i>Judges</i>
1100BC	<i>Gideon</i>
1070BC	<i>Samson</i>
1063BC	<i>Samuel</i>
1020BC	<i>Saul as King</i>
980BC	<i>David as King</i>
940BC	<i>Solomon as King</i>
900BC	<i>Kingdom Divided</i>
839BC	<i>Elijah Emerges; Mt Carmel</i>
	<i>Jehoshaphat</i>
814BC	<i>Elisha's Ministry</i>
749BC	<i>Jonah</i>
662BC	<i>Hezekiah; Isaiah</i>
576BC	<i>Josiah</i>
540BC	<i>Daniel taken to Babylon</i>
527BC	<i>Exile into Babylon</i>
457BC	<i>Restoration from Babylon</i>
4BC	<i>Birth of Jesus</i>
26AD	<i>Baptism of Jesus</i>
	<i>Call of Disciples</i>
28AD	<i>Feeding of 5000</i>
	<i>Parables</i>
29AD	<i>Miracles; Transfiguration</i>
30AD	<i>Raising of Lazarus</i>
	<i>Parables</i>
	<i>Palm Sunday</i>
	<i>Jesus' Crucifixion and</i>
	<i>Resurrection</i>
	<i>Day of Pentecost</i>
	<i>Peter's Ministry</i>
33AD	<i>Conversion of Paul</i>
45AD	<i>Paul's Missionary Journeys</i>
60AD	<i>Paul as Prisoner to Rome</i>

What are the Sonseekers materials?

The Sonseekers Sunday School materials are a four year course of 128 Bible lessons. The lessons are written with the twin aims of teaching the students an accurate chronology of Biblical events and also drawing from each lesson pastoral points relevant to the age and stage of each child. They are written at four levels to cover from Prep to 12+ age groups. The 128 lessons are organised into 8 units, each of sixteen lessons. The table below indicates the suitable age group for each level:

Sonseekers Level	Student Age	School Level
Level One	4 - 5	Kindergarten, Prep
Level Two	6 - 7	Lower Primary
Level Three	8 - 10	Middle Primary
Level Four	11 - 12+	Upper Primary

The Sonseekers materials comprise two related elements:

- **Teacher Resource** – including lesson plans & activity masters which can be photocopied;
- **Student Handbooks** – including homework activities.

There is also a Bible timeline showing chronology of major events, with the dates of the current unit's lessons highlighted, included in each Teacher Resource.

What's in my Sonseekers Level Three Teacher Resource?

Each Level Three Teacher Resource contains sixteen lesson plans for the relevant age of your students. Each lesson plan comprises:

- the key thought or focus for the lesson;
- a suggested way to introduce the lesson;
- a summary of the relevant bible story;
- a memory verse for the lesson, together with a suggested way of teaching that verse;
- an activity which can be used in the lesson;
- a number of extra ideas involving fun, practical activities.

Note: The photocopy masters for each activity are included with the lessons in this Teacher Resource book.

.../cont'd

... teacher's guide ...

How do I best use my Teacher Resource?

The art of serving as an effective Sunday School teacher is linked to the degree of diligence in preparing for each lesson. The Sonseekers materials are only designed to assist the teacher in this process. They do not take away from the teacher his or her responsibility to prayerfully consider the needs of the children in the class and to seek God's revelation and wisdom in presenting each Bible lesson. The following suggestions are then made with regard to using this resource.

Prior to the lesson

- ◆ Prayerfully read the Bible passage for the lesson. The reference is provided in the header on the first page of the lesson plan. All Scripture references are taken from the New King James Version (1983 edition).
- ◆ Read through the lesson plan and decide which activities will be most appropriate for the students in your class. Generally, aim for a variety of activities over a unit.
- ◆ Think about how you will combine the various elements of your lesson. Refer to the suggested teaching approach for ideas if necessary. Link the activity to the story so that the significance of the activity is clear to the students.
- ◆ Prepare all activities thoroughly prior to the lesson. Rehearse any planned activity at home to make sure:
 - that you know how to do it yourself;
 - that you have all the relevant materials in the quantities you will need;
 - that you know the length of time that the children will need for the activity.

During the lesson

- ◆ Review the memory verse from the previous lesson with the children. Also check on the completion of the homework activity page.
- ◆ Revise the previous lesson before going on to a new story. You may like to use the timeline to help you do this.

Publisher's note:

The publisher wishes to acknowledge the use of clip art from Coreldraw, Clickart, Bible View Clip Art by Pastoral Computer Services and Logos Bible Clips.

The publisher gives permission for artwork masters to be photocopied for the use of the students in the Sonseekers classes. However, no other part of this publication may be produced or transmitted in any form without permission in writing from the publisher.

Palm Sunday

Luke 19:28-44;
Matthew 21:1-17;
Mark 11:1-11;
John 12:12-19

Storyline

Jesus went towards Jerusalem. At Mt. Olivet He told two of His disciples they would find in a village, a donkey and a colt that had never been ridden. He told them to bring the colt to Him. If anyone questioned what they were doing, Jesus told them to answer that the Lord needed it. As Jesus rode it, a huge number of disciples rejoiced and loudly praised God. They spread their clothing on the road. Others took palm branches and spread them on the road. Some of the Pharisees in the crowd called to Jesus to stop His disciples praising Him, but Jesus answered that if the disciples stopped praising Him the stones would cry out. As Jesus drew closer to Jerusalem He began to weep over it. He prophesied about its destruction because the people did not recognise Him as God come in the flesh.

Suggested Teaching Approach

1. Tell the story emphasising chosen theme.
2. Either activity could be used or the children could do a play of Jesus riding into Jerusalem and the people praising.
3. This lesson could lead into discussion of praise and worship:
 - talk about a heart of praise,
 - talk about God enjoying our praise.

Theme One

“Children can praise the Lord”

People who know and love God, and who are thankful for the wonderful things He does, want to praise Him. Praise and thanks can be given to God any time, not just in church.

Key Thought

Praising and worshipping God is a natural thing to do when we know Him and love Him.

Aim

For the children to understand that they can praise the Lord and that this pleases Him.

Memory Verse

“Let everything that has breath praise the Lord.” (Psalm 150:6).

Theme Two

“Rejection makes Jesus sad”

Jesus becomes very sad about people who do not know Him and who do not listen to what He says. If we do not open our lives to Jesus, we, too, will make Him sad as the people in Jerusalem did.

Key Thought

Jesus died on the cross for us. We have to decide if we will be His people.

Aim

For the children to understand their responsibility to recognise who Jesus is and what He has done.

Memory Verse

“Whoever believes in Him should not perish but have eternal life.” (John 3:15).

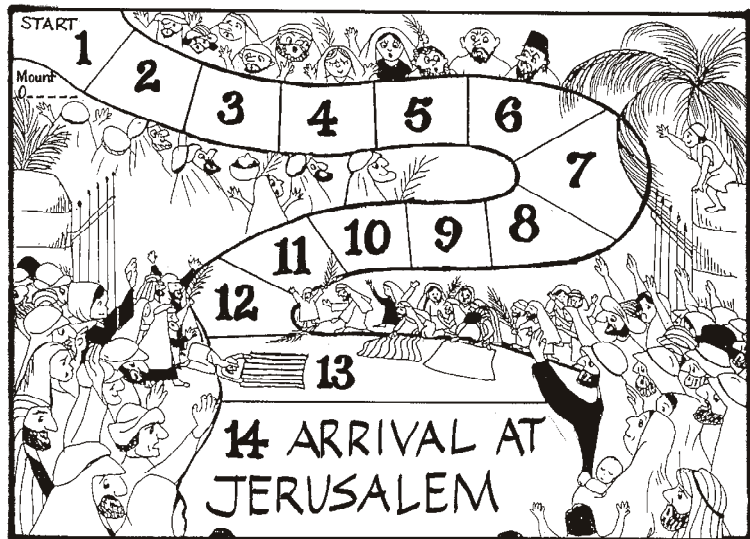
Activity A - Board Game

Materials

- 1 Board Game enlarged to A3 for class activity, photocopied or mounted on cardboard and coloured brightly.
- Tokens (from the Activity Sheet) copied or mounted onto cardboard and coloured.
- 1 question Activity Sheet.
- Bibles.

Steps

- Divide the class into two teams.
- The team who answers the qualifying question begins the game.
- Using Bibles find the Scripture reference given by the teacher.
- First child to stand, with the correct verse, gives their team a chance to answer the question.
- If the team answers their question, score 2 points and move token 2 spaces.
- Answering the other team's question, score 1 point and move 1 space.



Activity B - Fill in the Missing Words

Materials

- 1 Activity Sheet per child.
- Pens/pencils.
- Bible.

Steps

- After telling the story of Palm Sunday, give the children their Activity.
- Tell them to complete the newspaper review by putting the right word in the spaces. Allow the children to check in Matthew 21:5 11 if they need help in finding the correct missing word.
- Explain to the children that they did not use our present calendar at the time, so the newspaper has the date by Hebrew reckoning.

Can you fill in the missing words in this newspaper report?

the **JERUSALEM TIMES**

12 Nissan
3791

Children welcome Jesus to Jerusalem

There was much rejoicing along the road leading into Jerusalem yesterday. It has been reported that Jesus Christ sent two of his friends to collect a donkey on which no one had ever ridden.


As Jesus rode along the road many spread their own clothes on the road before Him. The crowd as well as the children were cutting down branches

and spreading them on the road and some were waving them in the air.

There was a lot of excitement. The crowd were loudly rejoicing and praising God. They sang:

"Hosanna to the Son of David!
Blessed is He who comes in the name of the Lord!
Hosanna in the highest!"

Jerusalem was really buzzing with excitement.




Many people asked, "Who is this?" as He entered our city. The crowd were saying, "This is Jesus, the prophet from Nazareth of Galilee."

Matthew 21:5-11 confirms this report.

Palm Sunday

Activity A – Board Game



Palm Sunday




Activity A – Board Game

Question Sheet

Qualifying Question: How many disciples did Jesus send to bring back the donkey?
(Luke 19:29 Two)

1. To what city was Jesus travelling? (Luke 19:28 Jerusalem)
2. Jesus made the journey on an animal. It was a (Luke 19:30 colt or donkey)
3. Who did Jesus send to get this donkey for Him? (Luke 19:29 His disciples)
4. True or False ... The owners of the donkey had the animal prepared for His ride.
(Luke 19:33 False)
5. The animal's owners asked the disciples why they were taking the animal. What did they say? (Luke 19:34 "The Lord has need of him")
6. Before they set Jesus on the animal, what did they throw on the donkey's back?
(Luke 19:35 their clothes)
7. What did the crowd spread on the road as He went? (Luke 19:36 & Matthew 21:8 their clothes and branches)
8. True or False. There were many people around Jesus as He came down the mountain on the donkey. (Luke 19:37 True)
9. As He was descending the mountain, the people were rejoicing with loud voices calling ...
(Luke 19:38 "Blessed is the King who comes in the name of the Lord!")
10. Who didn't like the people worshipping Jesus and called on Him to stop them?
(Luke 19:39 the Pharisees)
11. True or False. There were many people gathered as Jesus came to the city of Jerusalem.
(Matthew 21:10 True)
12. All the people gathered at the city gate were puzzled at the crowd coming with the Man riding on a donkey and asked, "Who is this?" What was the reply? (Matthew 21:11 "This is Jesus, the prophet from Nazareth of Galilee.")
13. True or False. As Jesus came near to the city, He laughed because He was happy.
(Luke 19:41 False - Jesus wept)

Activity A – Board Game



Palm Sunday

Activity B – Fill in the Missing Words

Can you fill in the missing words in this newspaper report?

the JERUSALEM TIMES 12 Nissan 3791

Children welcome Jesus to Jerusalem

There was much rejoicing along the road leading into Jerusalem yesterday. It has been reported that Jesus Christ sent two of his friends to collect a _____ on which no one had ever ridden.


As Jesus rode along the road many spread their own _____ on the road before Him. The crowd as well as the children were cutting down b_____s

and spreading them on the road and some were waving them in the air.

There was a lot of excitement. The crowd were loudly rejoicing and praising God. They sang:

"Hosanna to the Son of David!
Blessed is He who comes in the name of the Lord!
_____ in the highest!"

Jerusalem was really buzzing with excitement.



Many people asked, "Who is this?" as He entered our city. The crowd were saying, "This is _____, the prophet from Nazareth of Galilee."

Matthew 21:5-11 confirms this report.

The last supper and Gethsemane

Matthew 26:1-56;
Mark 14:1-52;
Luke 22:1-62;
John 13:1-2,18-30;
18:1-27

Storyline

Jesus told His disciples that the Son of Man would be delivered up and crucified. The chief priests, scribes and elders assembled at the High Priest, Caiaphas' place and plotted to kill Him. They decided to wait until after Passover. Judas Iscariot agreed to betray Jesus for 30 pieces of silver. Jesus celebrated the Passover with the twelve disciples. He said that whoever dipped his hand in the dish with Him would betray Him. It was Judas Iscariot who did this. Jesus then instituted the Lord's supper. Peter said he would never stumble. Jesus said that before the rooster crowed, Peter would deny Him three times. Jesus and the disciples went to Gethsemane where Jesus prayed. Later, Judas came with a crowd and kissed Jesus, so the chief priests would know Him. They led Him to Caiaphas. Peter said three times he did not know Jesus, and then the rooster crowed.

Suggested Teaching Approach

1. Tell the story as simply as possible.
2. So the children will remember the main events, write these on the blackboard as the story unfolds.
3. Discuss with the children the chosen theme/key thought ensuring that they understand the practical application of Jesus' obedience and the Passover.

Theme One

"Jesus was obedient"

Although Jesus knew what was ahead of Him, He chose to be obedient to His Father's will. We, too, must obey the Father.

Key Thought

We need to follow Jesus' example of obedience to God.

Aim

To teach the children the importance of doing God's will, by obeying our parents and those in God's family, even if it sometimes seems very difficult.

Memory Verse

"He who does the will of God abides forever." (1 John 2:17).

Theme Two

"We can celebrate Jesus' sacrifice for us"

When Jesus knew that the time was nearing for Him to die, He had a special meal with His disciples and introduced the communion to them. He wants us to share this communion meal with Him regularly.

Key Thought

Jesus gave Himself for us - we celebrate this at communion.

Aim

To help the children understand that when we celebrate communion we rejoice because Jesus gave Himself for us.

Memory Verse

"Whoever eats My flesh and drinks My blood has eternal life." (John 6:54).

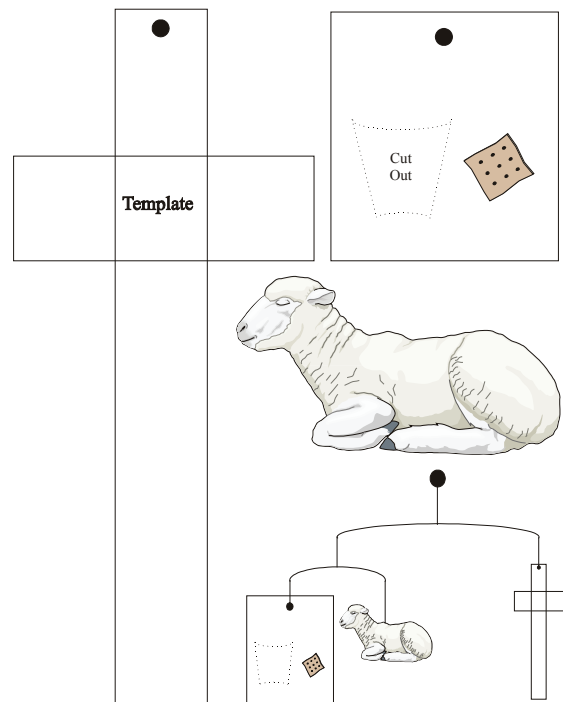
Activity A - Mobile

Materials

- 1 Activity Sheet per child.
- Gold card.
- Glue.
- Fishing line or thread.
- Wooden skewers, 2 different lengths.
- Wool for sheep's fleece.
- A plastic communion glass for each child (if available).

Steps

- Cut out two gold crosses and paste them together.
- Cut out two communion glass cards and paste them together and cut out marked area so the plastic communion glass can be inserted. Paste a piece of biscuit next to the glass on both sides.
- Cut out the shape of the slain lamb and paste on wool for the fleece.
- Punch holes in each piece, thread with line or thread and attach to the skewers to assemble the mobile.



Activity B - Word Puzzle

Materials

- 1 Activity Sheet per child.
- Pens/pencils.
- Bibles.

Steps

- The children cross out the unnecessary letters to reveal the message and write it on the line provided.
- They then look up John 13:34 to complete the Activity Sheet.

Why was Jesus willing to die on the cross?

To help you find out the answer, cross out all the D's, F's, G's, I's, J's, K's, N's, P's, Q's, Y's

DBIEQCIAUSTE	BECAUSE
IHNPEGLDFOV+	HE LOVES
JEKSNMEYPPQI	ME

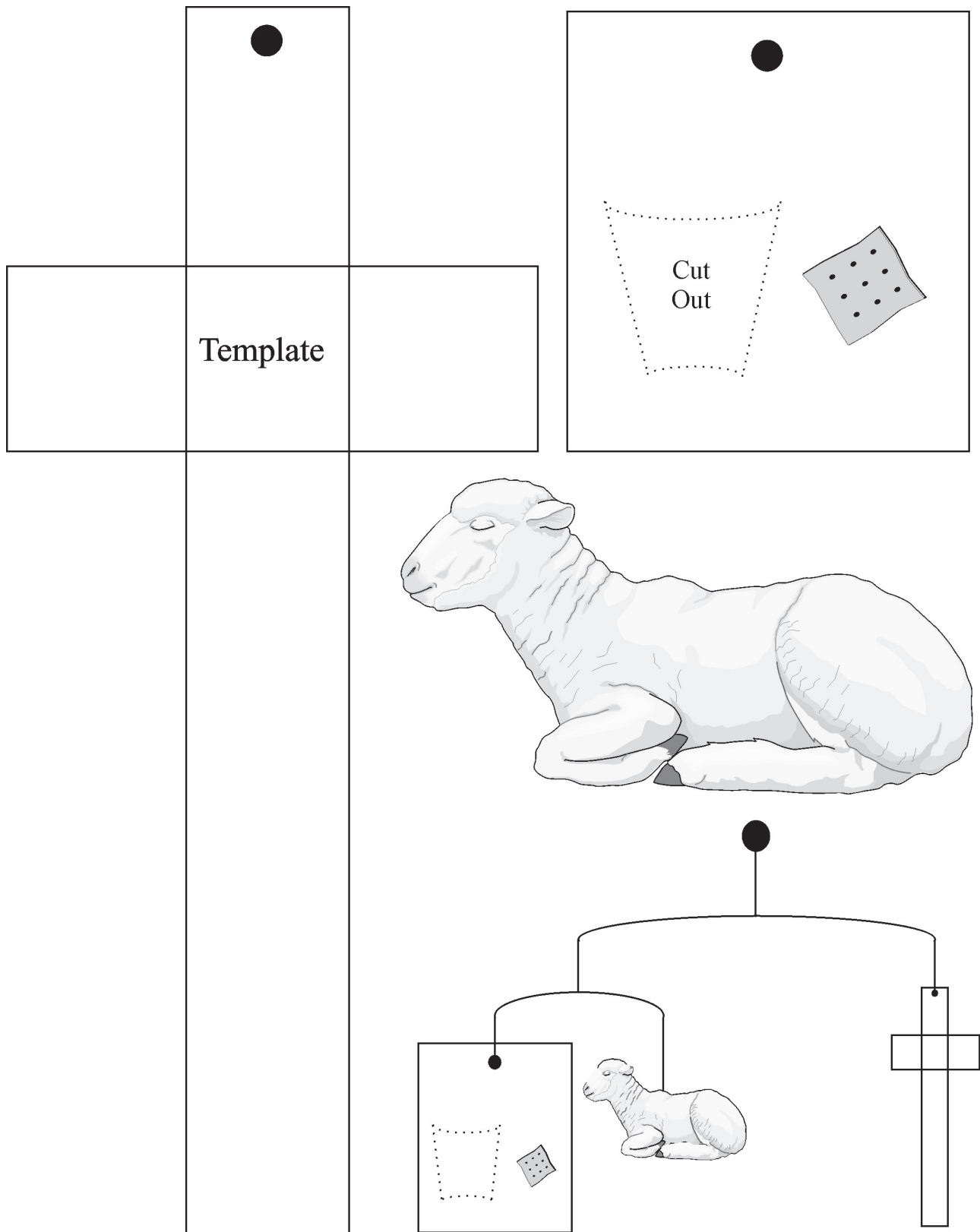
How many times can you find the word 'love' or 'loved' written in John 13:34?3.....

Write the name of the person who spoke these words: Jesus.



The last supper and Gethsemane

Activity A - Mobile



The last supper and Gethsemane

Activity B – Word Puzzle

Why was Jesus willing to die on the cross?

To help you find out the answer, cross out all the D's, F's, G's, I's, J's, K's, N's, P's, Q's, Y's

DBIEQCIAUSIE _____

IHNPEGLDFOVI _____

JEKSNMEYPDQI _____

How many times can you find the word 'love' or 'loved' written in John 13:34?

Write the name of the person who spoke these words:



The crucifixion

Storyline

The morning after the Passover and the arrest of Jesus, the chief priests took Jesus to Pontius Pilate. Pilate could find no fault in Jesus. He wanted to release Him, but the crowd insisted on the release of a notorious prisoner, Barabbas. After the trial of Jesus, the Governor, Pilate, gave Him to the people to be crucified. Pilate's soldiers flogged, hit and spat on Jesus and put a crown of thorns on His head. In all this Jesus kept silent. They gave Jesus a cross to carry but on the way made a man in the crowd carry it for Him. He was crucified at Golgotha outside Jerusalem. Jesus asked God to forgive those crucifying Him, as they didn't understand the meaning of what they did. People watching mocked Jesus. Two thieves were crucified with Jesus. One mocked Him; the other repented and Jesus told him he would be with Him that day, in paradise. Jesus' mother Mary, stood near the cross. Jesus saw her and told John, His disciple, to care for her. The whole land became dark and Jesus cried out to God asking why He had forsaken Him. A little later He cried out that it was finished and gave His Spirit into God's hands as He died.

Suggested Teaching Approach

Theme 1

1. Tell the story.
2. Discuss with children how they react when they are accused of something they did/did not do.
3. How did Jesus react?
4. Can we be like Him?

Theme 2

1. Tell the story.
2. Discuss what sin is.
3. Very simply explain how Jesus took our sin.

Theme One

"Jesus was silent"

Jesus was silent and forgiving while receiving cruel and unjust treatment. Like Him, we must not retaliate.

Key Thought

We too can learn not to retaliate and be angry when things are hard and unfair.

Aim

To teach the children that complaining does not really help.

Memory Verse

"He was oppressed and He was afflicted, yet He opened not His mouth." (Isaiah 53:7).

Theme Two

"Jesus took our sin when He died for us"

Everybody is born sinful. Our sin separates us from God and affects our lives. God sent Jesus to die so that our sins can be forgiven and taken away from us.

Key Thought

Jesus took the punishment for sin. He was punished instead of us.

Aim

For the children to know Jesus forgives our sins, if we put our trust in Him.

Memory Verse

"The Lord has laid on Him the iniquity of us all." (Isaiah 53:6).


Activity A - Message of the Cross

Materials

- 1 Activity Sheet per child, photocopied or mounted on cardboard.
- Colouring pencils/felt pens/collage materials.
- Scissors.

Steps

- The children cut out the cross along the outside lines.
- They can colour and decorate it.
- Fold it in number sequence to make a cube.



Activity B - Hidden Word

Materials

- 1 Activity Sheet per child.
- Colouring pencils.


Steps

- The children colour all the sections of the picture containing a dot, to reveal the missing word.

Answer

- Rock.

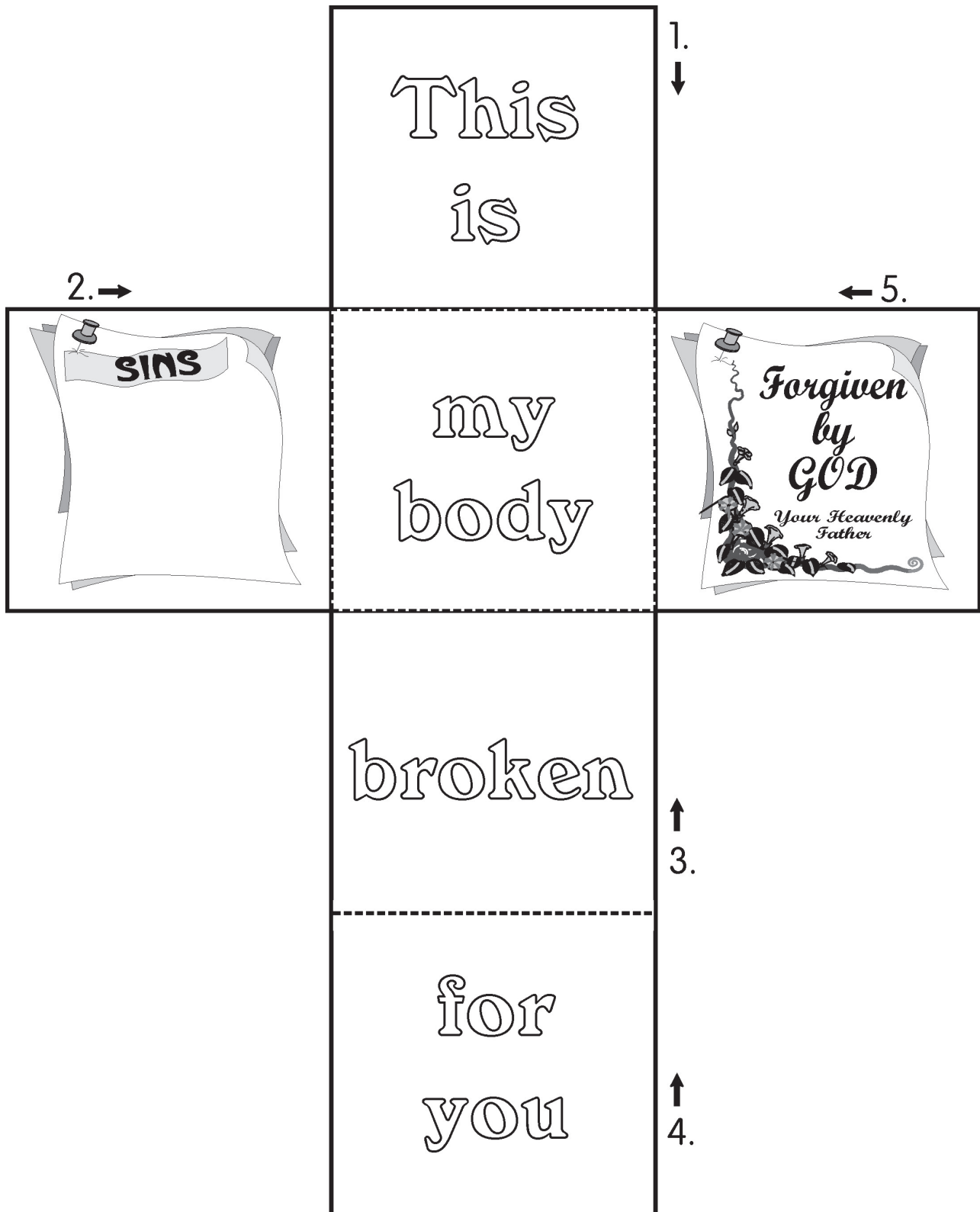
After the crucifixion, a man named Joseph took Jesus' body down from the cross. He carefully laid Jesus in a grave that was cut out of a large _____



To discover the missing word, colour the areas that contain a dot.

The crucifixion


Activity A – Message of the Cross



The crucifixion

Activity B – Hidden Word

After the crucifixion, a man named Joseph took Jesus' body down from the cross. He carefully laid Jesus in a grave that was cut out of a large _____



To discover the missing word, colour the areas that contain a dot.

The resurrection

Storyline

Very early on the first day of the week, Mary Magdalene and some other women came to Jesus' tomb. They were worried about who would roll away the huge entrance stone for them. But there had been an earthquake and an angel rolled the stone back and sat on it. His brightness frightened the guards so terribly that they collapsed. The angel told the women that Jesus was going into Galilee where they would see Him. The angel then told them to tell this to the disciples. The disciples thought the women were making it up and did not believe them. But Peter and John ran to the tomb and saw the grave wrappings which Jesus had left there. Meanwhile, some of the tomb guards went into Jerusalem and told the chief priests all that had happened. The chief priests paid the guards to spread the story that Jesus' disciples had stolen His body during the night.

Suggested Teaching Approach

1. Using the flannelgraph, tell the story.
2. Discuss with the children how the people must have felt on that day at the tomb.
3. Next, ask the children how they feel now they have heard the story and sung the song. (Activity A).

Theme One

"God is greater than man's plans"

Man thought he could end the life of the Son of God. In Jesus' resurrection, we see that if God plans something, no one can stop it. People may oppose us, but God will achieve His purpose in our lives if we trust Him.

Key Thought

No one, however powerful, can frustrate God's plans and purposes.

Aim

To teach the children that even if things do not turn out as we thought God would have wanted it, we still have nothing to fear because He is in control.

Memory Verse

"The Lord brings the counsel of the nations to nothing; He makes the plans of the peoples of no effect." (Psalm 33:10).

Theme Two

"God brings good things out of bad"

To many standing by the cross, Jesus' death was the end of everything. By His death and resurrection, we can have eternal life.

Key Thought

We must trust in the Lord always. He will never fail us. People may do things to harm us, but God can use these things for good.

Aim

To teach the children that even when terrible tragedies occur, God can use them for good.

Memory Verse

"The Lord will deliver me from every evil work and preserve me for His heavenly kingdom." (II Timothy 4:18).

Activity A - Play

Materials

- Dress-up clothes (clothing as 'white as snow' for the angel).
- Large box (for the tomb); or use furniture in your classroom (the tomb could be under a table).
- Bean bag for the stone on the tomb (or make a stone out of cardboard).
- Any other appropriate props.

Steps

- Set up the classroom to make it look like the tomb scene.
- Dress up the children chosen for the particular roles.
- Read through the story from Matthew 28:1-8 and have the children act it out, making up their own dialogue.
- At the end of the play, sing together "I am He that liveth and was dead" or another appropriate song known to you.

Activity B - Find the Hidden Words

Materials



- 1 Activity Sheet per child.
- Pens/pencils.

Steps

- The children find the given words in the word square and use them to complete the sentence at the bottom of the page.

Find these words in the word maze:

buried life three died
sins later raised





Using the words you found in the maze, fill in the gaps to complete this sentence:

Jesus died for our sins. He was buried
and three days later He was raised
to life.

The resurrection

Activity B – Find the Hidden Words

Find these words in the word maze: buried life three died
sins later raised



Using the words you found in the maze, fill in the gaps to complete this sentence:

Jesus _____ for our _____, He was _____
and _____ days _____ He was _____
to _____.

This page is intentionally blank

Peter restored

John 21:1-19

Storyline

After the resurrection, Peter and some other disciples went fishing but caught nothing all night. In the morning Jesus was standing on the shore but they did not recognise Him. Jesus told them to throw their net on the right side of the boat and there were so many fish (153) that they could not pull the net in. Then they knew it was Jesus. Peter jumped into the sea and went to meet Him while the others brought in the boat and the fish. Jesus served them with the breakfast of fish and bread He had prepared. After breakfast Jesus asked Peter if he loved Him more than the others did. Peter said he loved the Lord. Jesus told him to feed His lambs. A second time the Lord asked Peter if He loved Him. When Peter said he did, Jesus told him to look after His sheep. On the third time of the same question and answer, Jesus told Peter to feed His sheep. Jesus then spoke about the sort of death with which Peter would glorify God and told Peter to follow Him.

Suggested Teaching Approach

1. After the story, play a game of "Guess What": The teacher chooses one of the children to mime Peter's actions of getting into the boat, fishing, seeing Jesus, jumping out of the boat, pulling the net full of fish in and talking to Jesus. The teacher says "guess what" after each action and the other children try to guess the actions as they are mimed one at a time.
2. **Activity A:** Before class write memory verse on board. Blindfold each child and, while they fish, casually discuss with the children what their responses would be if they were Peter or John. When all the fish have been caught take off the blindfolds and have the children arrange the memory verse.
3. **Activity B:** If time permits the teacher could have the crossword already on the chalk or white board. It could be a class activity, with each child having their Bible open at John 21 - make a game of it.

Theme One

"Love as Jesus loved"

Jesus asked Peter three times if he loved Him. He told Peter to show his love by taking care of His people. The Lord does not want us only to be close to Him. He wants us to love others and care for them, being close to our brothers and sisters as we fellowship together.

Key Thought

Jesus wants us to love one another and to draw close to each other.

Aim

For the children to understand that by loving one another, we show Jesus how much we love Him.

Memory Verse

"This is My commandment, that you love one another as I have loved you." (John 15:12).

Theme Two

"Jesus provides for our needs"

The disciples must have been tired and hungry after their long night's work. Jesus had prepared breakfast for them. When we have a need, we can come to the Lord and trust Him to meet our needs fully.

Key Thought

The Lord gives us what we need, because He loves us so much.

Aim

For the children to appreciate the fact that God fully supplies all our needs out of His rich provision for us.

Memory Verse

"And my God shall supply all your need." (Philippians 4:19).

Activity A - Let's Go Fishing

Materials

- 1 Activity Sheet per child.
- String.
- Magnets.
- Sticks/rulers.
- Paper clips.
- Scissors.
- Colouring pencils/felt pens.
- Tape.
- Large box for the fish.



Steps

- Make fishing rods by attaching string to one end of the sticks and then tying a magnet to the other end of the string.
- Colour in and cut out the fish.
- On each fish, place a word from the second memory verse. If you want to use the first memory verse, you will require two Activity Sheets per child to allow 14 fish.
- Attach a paper clip to each fish.
- Place the fish in the box.
- The children can go fishing with their rods, catching the fish and learning the memory verse all at the same time!

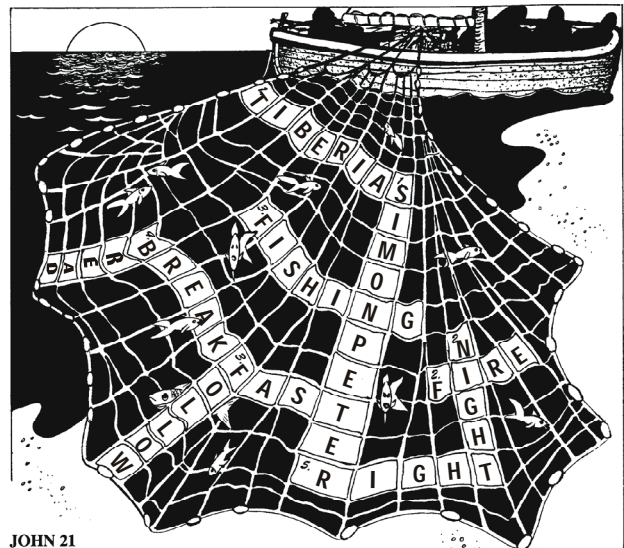
Activity B - Crossword

Materials

- 1 Activity Sheet per child.
- Pens/pencils.

Steps

- The children complete the crossword.



JOHN 21

Across


1. What was the name of the sea Jesus was at? (Verse 1).
2. Jesus had made a _____ and cooked the fish. (Verse 9).
3. The disciples were going _____. (Verse 3).
4. Jesus said, "Come and eat _____." (Verse 12).
5. Jesus told the disciples to cast their nets on the _____ side of the boat. (Verse 6).

Down

1. The name of one of Jesus' disciples. (Verse 2).
2. The disciples fished all _____. (Verse 3).
3. Jesus said, "_____ Me." (Verse 19).
4. They ate fish and _____. (Verse 13).

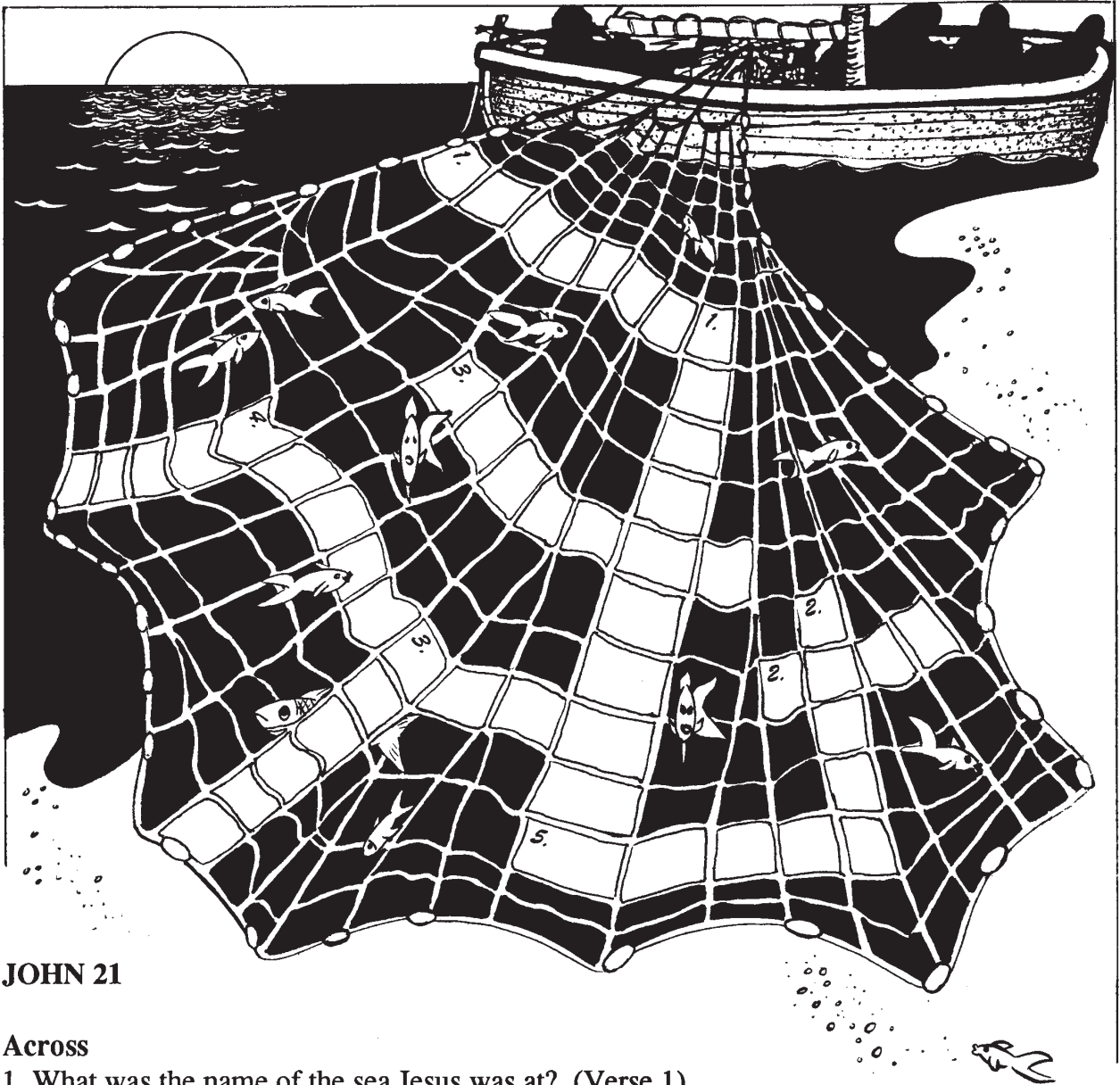
Peter restored

Activity A – Let's Go Fishing



Peter restored

Activity B - Crossword



JOHN 21

Across

1. What was the name of the sea Jesus was at? (Verse 1).
2. Jesus had made a _____ and cooked the fish. (Verse 9).
3. The disciples were going _____. (Verse 3).
4. Jesus said, "Come and eat _____." (Verse 12).
5. Jesus told the disciples to cast their nets on the _____ side of the boat. (Verse 6).

Down

1. The name of one of Jesus' disciples. (Verse 2).
2. The disciples fished all _____. (Verse 3).
3. Jesus said, "_____ Me." (Verse 19).
4. They ate fish and _____. (Verse 13).

The risen Christ and His ascension

Matthew 28:9-10,16-20;
Mark 16:9-20;
Luke 24:13-53;
John 20:11-31;
Acts 1:1-11
I Corinthians 15:4-6

Storyline

After Jesus' crucifixion He was buried in a tomb. Three days later He rose from the dead. He appeared to more than 500 people over forty days. Jesus appeared to Mary Magdalene and another Mary who went with her to His tomb. He appeared to Peter. He also appeared to two disciples who were walking outside Jerusalem. He afterwards appeared to the other disciples and later to Thomas, who had not been with them and did not believe they had seen Him. Jesus told His disciples to go out and preach to all countries. He talked to them of the power they would have. Jesus told them to wait in Jerusalem until the power of the Holy Spirit came on them. When Jesus had finished teaching His disciples He took them to a place outside Jerusalem. He blessed them and disappeared from sight into a cloud. He was received into heaven and sat down at the right hand of God. The disciples worshipped, then returned to Jerusalem and preached everywhere, praising God.

Suggested Teaching Approach

Tell the story.

Theme 1: Discuss pen-pals. We don't see them, yet can get to know them.

Theme 2: Have a discussion about "trust".

- What is trust?
- Who do we know we can trust?
- Why can we trust God? Have Scriptures ready to share.

Theme One

"We can know Jesus."

Even though we can't see Jesus in the flesh we can still know Him as He reveals Himself to us in His word and by the Holy Spirit in us.

Key Thought

Although Jesus does not appear to us in His physical body we can still know Him.

Aim

For the children to realise we don't have to see Jesus to know Him.

Memory Verse

"Blessed are those who have not seen and yet have believed."
(John 20:29).

Theme Two

"We should never doubt the power of the Lord"

Jesus told His disciples that He would rise in three days and later ascend to the Father. This is what He did. We should believe what the Lord says, He will do, even before we see it happen.

Key Thought

Do not be a doubter. We should take Jesus at His word.

Aim

To impress on the children that what the Lord says He will do, He will do. We need to trust God even before we see Him act.

Memory Verse

"For he who doubts is like a wave of the sea driven and tossed by the wind." (James 1:6).

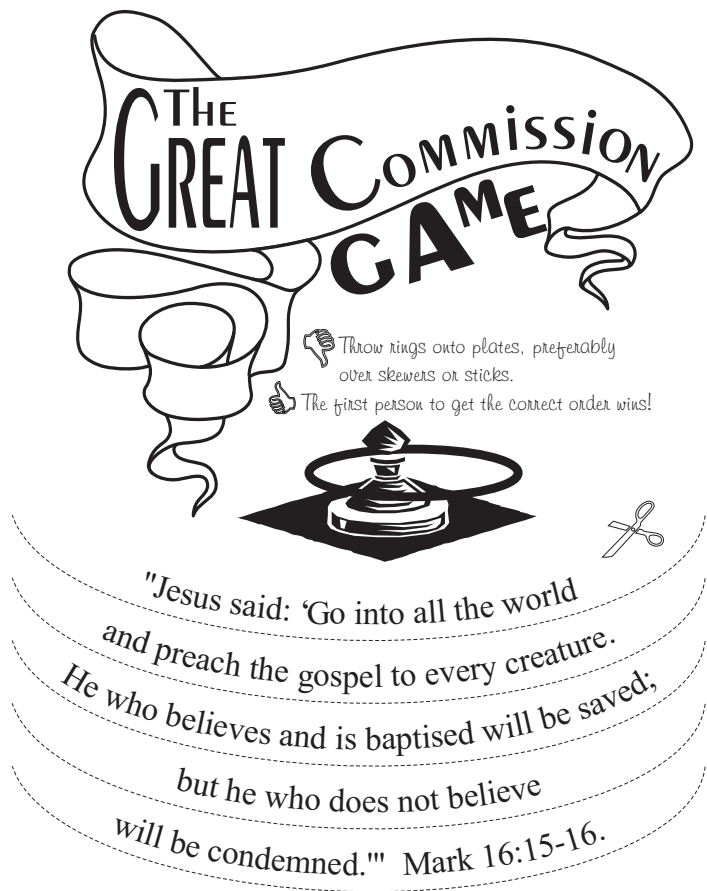
Activity A - Quoits Game

Materials

- 1 Activity sheet per class or per child.
- Glue.
- 5 paper plates per child.
- Scissors.
- Quoits stand (more than one if you have a large class).
- Bibles.

Steps

- Cut out the words of the Great Commission.
- Paste them on 5 paper plates (you may need to number the plates 1-5).
- Cut out the centres of the plates to make rings.



Activity B - Word Puzzle

Materials

- 1 Activity Sheet per child.
- Pens/pencils.

Steps

- The children cross out of the word square all the letters that appear 4 times, then write the remaining words at the end of the sentence to complete it.

Cross out all the letters that appear 4 times. List the remaining letters in the space provided to complete the sentence.

E	S	I	L	O
L	P	A	N	R
O	R	T	P	W
I	E	F	A	I
T	G	L	P	T
A	R	E	O	W
W	L	T	P	W
I	D	E	R	A



**When Jesus finished speaking,
He was lifted up into heaven.
The disciples watched
until Jesus disappeared.
They knew that Jesus
was really the Christ,
the Saviour, the
SON OF GOD .**



The risen Christ and His ascension

Activity A – Quoits Game




"Jesus said: 'Go into all the world
and preach the gospel to every creature.
He who believes and is baptised will be saved;
but he who does not believe
will be condemned.'" Mark 16:15-16.

The risen Christ and His ascension


Activity B – Word Puzzle

Cross out all the letters that appear 4 times. List the remaining letters in the space provided to complete the sentence.



**When Jesus finished speaking,
He was lifted up into heaven.
The disciples watched
until Jesus disappeared.
They knew that Jesus
was really the Christ,
the Saviour, the**

_____.



The day of Pentecost

Acts 2

Storyline

Ten days after Jesus ascended, 120 disciples were gathered together. Suddenly the sound of a mighty wind filled the house where they were. Tongues of fire appeared upon everyone's head and they were filled with the Holy Spirit. When the people living in Jerusalem heard the sound they came to see what was happening and were confused and amazed, because everyone heard the disciples preaching in his own language. When some people mocked the disciples, saying that they were drunk, Peter explained that what had happened was the fulfilment of the prophet Joel's writings, which said that in the last days God would pour out the Holy Spirit on all men. Joel had said their sons and daughters would prophesy, God would do wondrous things, and whoever would call on the name of the Lord would be saved. Peter then told the people that God had raised up Jesus, whom they had crucified, to sit at His right hand making Him Lord and Christ, and that Jesus had now poured out the Holy Spirit upon His church. When the people heard this, they were convicted and asked the apostles what to do. Then Peter told them to repent, be baptised and they would receive the Holy Spirit. Three thousand people were converted on that very first day.

Suggested Teaching Approach

1. Discuss with the children that God is no respecter of persons and wants no man to perish.
2. The Holy Spirit is like a precious gift, as we accept Him. Have a large, beautifully wrapped, empty box on the table as you tell the story. Discuss the feelings experienced when you receive a precious gift. Then highlight all the endless qualities of the Holy Spirit: love, joy, peace, etc. God's gift never wears out, but it must be used.

Theme One

"Salvation is for everyone"

At Pentecost, God enabled the disciples to preach the gospel in many languages so that everyone could understand it. We should always remember that God wants to save everyone.

Key Thought

God wants to save every single person on earth no matter who they are. For this they must repent of their sin and believe in Him.

Aim

To teach the children that God has made a way for everyone on earth to be saved.

Memory Verse

"God ... now commands all men everywhere to repent."
(Acts 17:30).

Theme Two

"Jesus wants all Christians to receive His Holy Spirit"

After Jesus was raised to the right hand of God, He gave the Holy Spirit to His Church to help them and to give them power. Similarly Jesus wants each one of us to receive His Holy Spirit so that we may know His power and enabling.

Key Thought

God's will can only be done by the power of the Holy Spirit.

Aim

To show the children why Jesus wants us to receive the Holy Spirit, and how having Him living within us is the only way we can learn to be like Him.

Memory Verse

"The Holy Spirit ... will teach you all things." (John 14:26).

Activity A - Bible Jigsaw

Materials

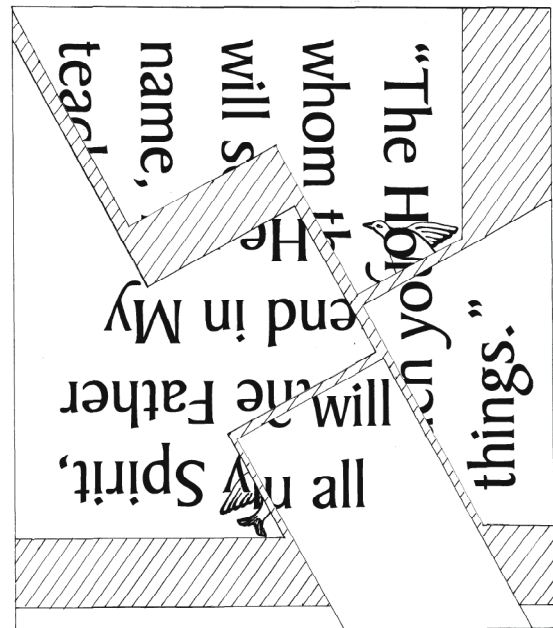
- 1 Activity Sheet per child.
- Scissors.
- Spare paper and card.
- Glue.

Steps

- Cut out the jigsaw pieces, discarding the shaded areas.
- Fit the pieces on the card so that the Bible verse can be read.
- Once the verse is recognizable, glue the pieces in place.

Answer

- "The Holy Spirit, whom the Father will send in My name, He will teach you all things."



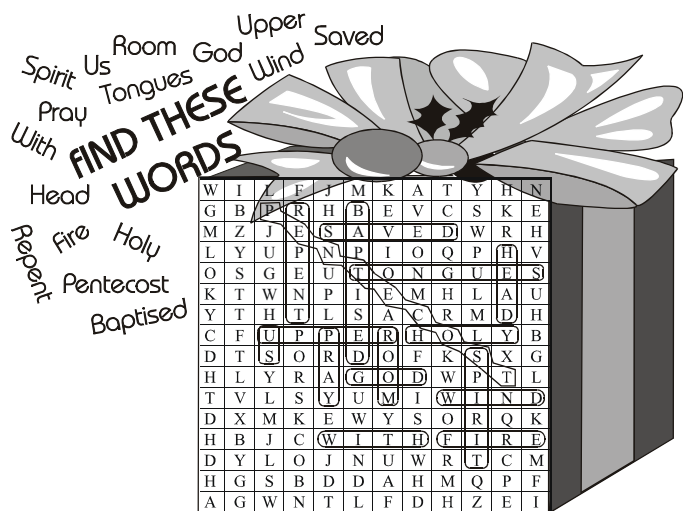
Activity B - Word Search

Materials

- 1 Activity Sheet per child.
- Pens/pencils.

Steps

- The children find the listed words in the word search square.

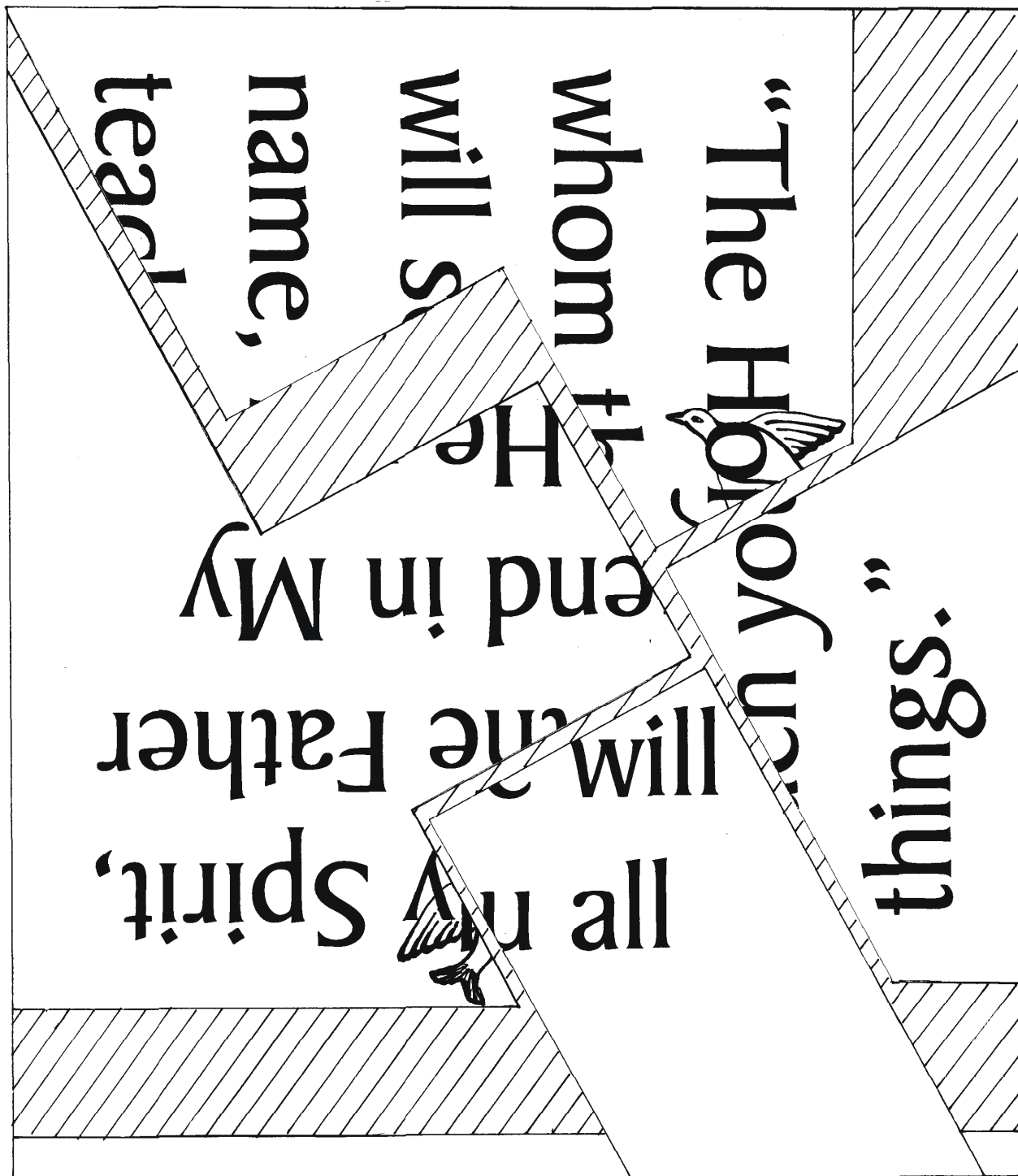


GOD IS WITH US




The day of Pentecost

Activity A – Bible Jigsaw



The day of Pentecost

Activity B – Word Search



GOD IS WITH US



Peter and John

Storyline

After asking Peter if he loved Him, Jesus told him how he would die to God's glory. Peter asked what would happen to John. Peter was told to mind his own business and to follow Jesus. After Pentecost, Peter and John met a lame man at the temple in Jerusalem and they healed him in Jesus' name. All the people were very surprised, so Peter preached to them about Jesus. The priests were annoyed and forbade them to preach in the name of Jesus. Because all the people were praising God for the man's healing, the priests let Peter and John go. Sometime later, Peter and John went to Samaria. There they laid hands on some Christians to receive the Holy Spirit. A man named Simon saw this and offered them money so that he could do the same. Peter was very angry and told him that this gift of God could not be bought. Towards the end of John's life he was imprisoned for his faith. He had a vision in which Jesus, from heaven, revealed to him things that are going to happen at the end of the age and the end of the world.

Suggested Teaching Approach

1. Discuss the ability Peter and John had to pray for people to be healed and to receive the Holy Spirit.
2. Discuss how God can use the Holy Spirit to work through us to help others.
3. List the ninefold fruit of the Spirit and discuss how we can bless others around us if this fruit is seen in our lives.

Theme One

"People can only be healed in Jesus' name"

No one has healing power of his own. It is only God's power through the name of the Lord Jesus that people are healed by prayer and laying on of hands.

Key Thought

Healing is available to us by Jesus' death. (*"By His stripes we are healed ..."*).

Aim

To teach the children that healing only comes through the name of the Lord Jesus Christ.

Memory Verse

"If you ask anything in My name, I will do it." (John 14:14).

Theme Two

"God gives gifts - we don't earn them"

The gifts of the Spirit only come to us because God gives them. Having a spiritual gift does not make us more important. It does not come from our own ability or because we want it.

Key Thought

God will give us spiritual gifts if we earnestly seek Him. He gives us His gifts to be used to help others, not ourselves.

Aim

For the children to understand that God has given us the Holy Spirit to strengthen and encourage us to boldly talk of Him.

Memory Verse

"Pursue love, and desire spiritual gifts." (I Corinthians 14:1).

Activity A - Balloon Quiz

Materials

- Balloons.
- Taped Music.
- Prizes (if desired).

Steps

Before Class

- Write out, on small pieces of paper, questions from today's story or stories from this term.
- Place a question inside each balloon and blow the balloons up and tie them.

In Class

- Pass the balloons around the class one at a time while some taped music is playing.
- Stop the music, and the person holding the balloon has to burst it and answer the question.
- If you have prizes, give them a prize if they answer the question correctly.
- Repeat until all the balloons are burst.

Activity B - Finish the Drawing Game

Materials


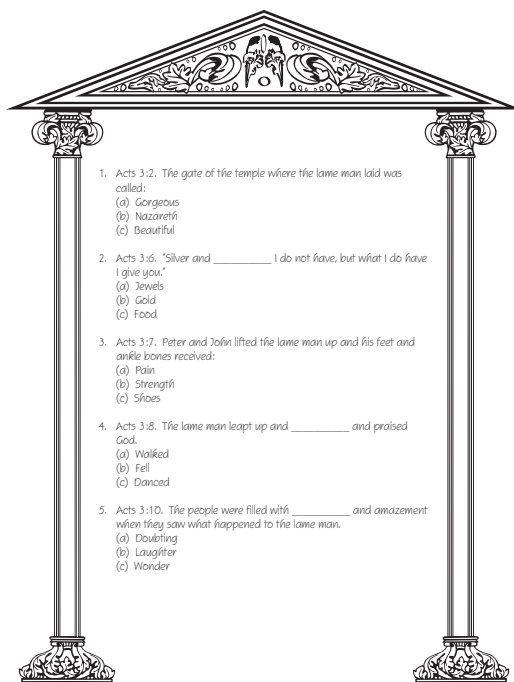
- 1 of each 2 Activity Sheets per child (picture and quiz).
- Pencils.

Steps

- Ask the children to do the written quiz.
- Mark your answers together. Each time the child has a correct answer they add a line to the picture to fill in the gaps.
- Colour the picture and give it a title.

Answer

1. (c) Beautiful
2. (b) Gold
3. (b) Strength
4. (a) Walked
5. (c) Wonder



Peter and John

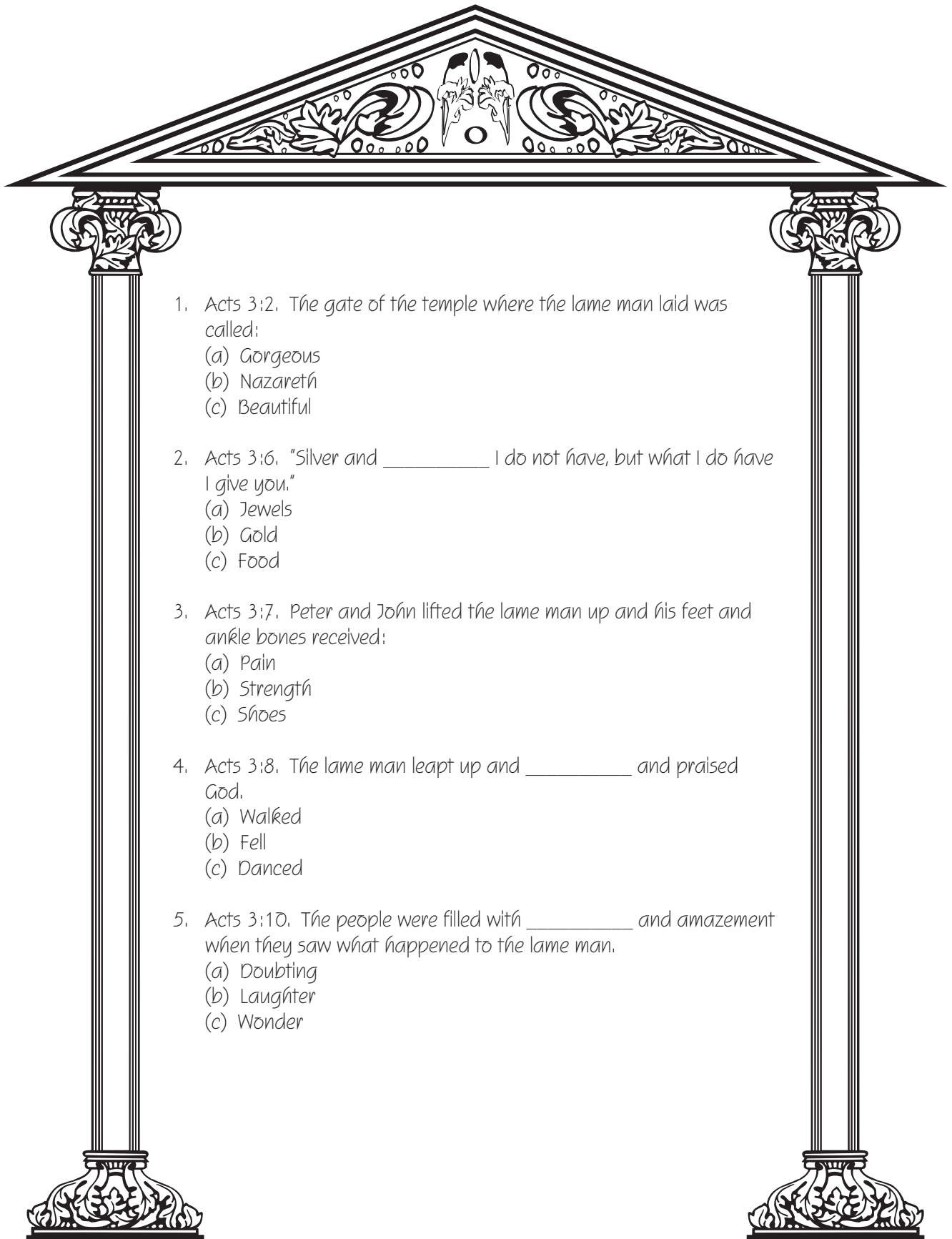
Activity B – Finish the Drawing Game

Finish  the drawing with five lines and
Colour  and Write  a title in the box.



Peter and John

Activity B – Finish the Drawing Game



1. Acts 3:2. The gate of the temple where the lame man laid was called:
(a) Gorgeous
(b) Nazareth
(c) Beautiful
2. Acts 3:6. "Silver and _____ I do not have, but what I do have I give you."
(a) Jewels
(b) Gold
(c) Food
3. Acts 3:7. Peter and John lifted the lame man up and his feet and ankle bones received:
(a) Pain
(b) Strength
(c) Shoes
4. Acts 3:8. The lame man leapt up and _____ and praised God.
(a) Walked
(b) Fell
(c) Danced
5. Acts 3:10. The people were filled with _____ and amazement when they saw what happened to the lame man.
(a) Doubting
(b) Laughter
(c) Wonder

Peter and the Gentiles

Acts 9:32-43; 10;
11:1-18; 12:1-19

Storyline

Peter came to the town of Lydda and healed the man Aeneas who was paralysed. Many there turned to the Lord. At nearby Joppa, he healed Tabitha (also called Dorcas). Many believed on the Lord there also. In Caesarea there was a Roman centurion called Cornelius who believed in God. One day, in a vision, an angel told him to send for Peter. The next day Peter, in Joppa, also had a vision but he didn't understand it. Peter visited Cornelius and preached to his relatives and friends. Peter realised that his vision meant he had to stop keeping himself separated from people who were not Jews (ie. Gentiles). While he was preaching, the Holy Spirit came upon the people and Peter told them to get baptised. Later in Jerusalem he explained to the apostles why he had eaten with Gentiles. When he had explained what had happened they praised God. They realised that God had given eternal life to the Gentiles as well as the Jews. A little later, King Herod persecuted the Christians and killed John's brother, James. He also put Peter in prison, but an angel let him out during the night.

Suggested Teaching Approach

1. Tell the story stressing the chosen theme.
2. Discuss with the children their experiences as witnesses.

Theme One

"God looks on the heart"

Peter had to unlearn some of his ways, so that he could accept the Gentiles that God had accepted. God demonstrated that He had accepted the Gentiles, as a result He gave them the Holy Spirit. We can, due to our background, be very quick to judge and condemn at times. We need to understand the heart of people and their attitudes and be slow to judge.

Key Thought

We need to see, love, and accept as God does.

Aim

For the children to learn to be slow to judge and make assessments based on their own thinking. They should try to think as God thinks.

Memory Verse

"Man looks at the outward appearance, but the Lord looks at the heart." (1 Samuel 16:7).

Theme Two

"God wants all to be saved"

Peter had to learn that God was just as interested in saving the Gentiles as the Jews. God wants His word to be heard by all people no matter what country they come from. We must not think that some people are not important.

Key Thought

God does not distinguish between people but provides salvation for all who will trust in Him.

Aim

To have the children realise that God is no respecter of persons. He wants everyone to be saved.

Memory Verse

"God ... desires all men to be saved and to come to the knowledge of the truth." (1 Timothy 2:3-4).

Activity A - Word Search

Materials

- 1 Activity Sheet per child.
- Pens/pencils.
- New King James Bibles.

Steps

- Children use the Bible to find the answers, then find the word in the Word Puzzle.

Use your Bible to find the answers to the questions, then find the word in the Word Puzzle.

1. Name the gate of the temple where the lame man was placed. (Acts 3:2).
Beautiful
2. In whose name were Peter and John asked not to preach? (Acts 4:18).
Jesus
3. How did they speak after they had received the Holy Spirit? (Acts 4:31).
With Boldness
4. What two things happened through the hands of the apostles. (Acts 5:12).
Signs and Wonders
5. Who opened the doors of the prison? (Acts 5:19) Angel
6. What was the name of the soldier who had a vision? (Acts 10:3)
Cornelius
7. Whose house was Peter staying in at Joppa? (Acts 10:32) Simon
8. The disciples were first called Christians in Antioch. (Acts 11:26)
9. Name of the king who put Peter in prison. (Acts 12:1-4) Herod
10. Whose house did Peter go to when he had been let out of prison? (Acts 12:12)
Mary

B	C	H	R	I	S	T	I	A	N	S	F
D	E	L	Y	U	E	A	V	F	H	B	H
F	I	A	T	W	O	N	D	E	R	S	K
H	C	M	U	Q	F	G	W	H	I	D	L
A	P	N	S	T	G	E	J	E	S	U	S
B	R	P	A	K	I	L	Y	R	K	S	I
S	S	Z	B	J	L	F	Z	O	N	T	G
O	I	W	L	S	M	S	U	D	Q	U	N
R	M	A	R	Y	O	T	C	L	R	V	S
C	O	R	N	E	L	I	U	S	A	B	M
M	N	X	M	B	O	L	D	N	E	S	S

Activity B - Role Play

Materials

- Rope, torch, white sheet for the angel.
- Table, chairs, etc. to make the prison room.
- Any old coats, belts, hats, etc. for dressing up children. NB. ice cream buckets make good helmets.
- Cardboard crown for Herod.

Steps

At Home

- Write short speaking parts for each child according to their abilities.

In Class

- Make a mock prison using tables and chairs to form a room.
- Choose children to be King Herod, Peter, the angel and Rhoda.
- The rest of the children to be guards at the door of the prison and disciples praying at Mary's house.

Directions

- Herod:** Seizes Peter and hands him over to the guards.
- Guards:** Tie Peter up and put him in prison and stand guard at the door.
- Peter:** Kneels down to pray, then falls asleep on his side.
- Angel:** Comes into prison, shines the torch on Peter to flood the room with God's light.
Touches Peter on the side, wakes him and tells him to get dressed and follow him.
- Guards:** Pretend not to see Peter and the angel pass by. (Get guards to keep looking straight ahead as if nothing were happening.)
- Rhoda:** Answers the door when Peter knocks and runs to tell the others.
- Peter:** Peter comes in and talks to the disciples.
- Herod:** Searches for Peter, judges guards and has them put to death.

Peter and the Gentiles

Activity A – Word Search

Use your Bible to find the answers to the questions, then find the word in the Word Puzzle.

1. Name the gate of the temple where the lame man was placed. (Acts 3:2).

2. In whose name were Peter and John asked not to preach? (Acts 4:18).

3. How did they speak after they had received the Holy Spirit? (Acts 4:31).
With _____
4. What two things happened through the hands of the apostles. (Acts 5:12).
_____ and _____
5. Who opened the doors of the prison? (Acts 5:19) _____
6. What was the name of the soldier who had a vision? (Acts 10:3)

7. Whose house was Peter staying in at Joppa? (Acts 10:32) _____
8. The disciples were first called _____ in Antioch. (Acts 11:26)
9. Name of the king who put Peter in prison. (Acts 12:1-4) _____
10. Whose house did Peter go to when he had been let out of prison? (Acts 12:12)

B	C	H	R	I	S	T	I	A	N	S	F
D	E	L	Y	U	E	A	V	F	H	B	H
F	I	A	T	W	O	N	D	E	R	S	K
H	C	M	U	Q	F	G	W	H	I	D	L
A	P	N	S	T	G	E	J	E	S	U	S
B	R	P	A	K	I	L	Y	R	K	S	I
S	S	Z	B	J	L	F	Z	O	N	T	G
O	I	W	L	S	M	S	U	D	Q	U	N
R	M	A	R	Y	O	T	C	L	R	V	S
C	O	R	N	E	L	I	U	S	A	B	M
M	N	X	M	B	O	L	D	N	E	S	S

This page is intentionally blank

Stephen

Acts 6 & 7

Storyline

As the church was growing, the twelve apostles decided that other people were needed to give out the food because they needed to spend their time in prayer and the word of God. Seven wise, Spirit-filled men were given to this job. Stephen was one of these. He was full of faith and the power of the Holy Spirit and did great miracles. The word of God spread and many came to know the Lord. However, some of the Jewish leaders became very angry with Stephen and stirred up trouble. He preached to them, explaining how God had led His people Israel, and that they had rebelled against God. As the people became furious, Stephen saw a vision of Jesus in heaven. When he told them this, they stoned him. As he was dying, Stephen asked God to forgive those who hurt him.

Suggested Teaching Approach

Theme 1

Discuss what qualities will be needed in a good Christian employee: faithfulness, consistent effort, endurance, able to discuss and relate effectively, wisdom from the Holy Spirit. Encourage the children to develop them now while there's time. Use Activity B idea to draw out discussion. Have two tables set up identically, call one table "The Cheerful Cafe", and the other "Grumpy's Grub Cafe". Teacher acts out the difference, and opens up discussion.

Theme 2

Talk about dying. Make sure the children realise that when a Christian dies, they are still with the Lord.

Theme One

"God makes small things grow"

Stephen was faithful to what he was called to do, so God was able to use him greatly. If we are willing to serve the Lord doing humble things, He can make our spiritual abilities grow to bring glory to Himself.

Key Thought

If we are faithful in what is least, God will entrust greater things to us.

Aim

To encourage the children to serve God faithfully in all things and believe that God will add to what they can do.

Memory Verse

"Well done, good and faithful servant; you were faithful over a few things, I will make you ruler over many things." (Matthew 25:21).

Theme Two

"Death is not terrible"

Stephen's fearless preaching resulted in his being killed. But this was not a terrible thing for him because he was going to be with the Lord. Even if we have to die because we follow the Lord, this is not a tragedy because we go to live with the Lord for eternity.

Key Thought

Jesus died to break the power of death and to deliver us from the fear of death.

Aim

To help the children realise that we should love Jesus more than our own lives. Some of us may be tested by being killed for our faith like Stephen. God will be with us, so we shouldn't be afraid.

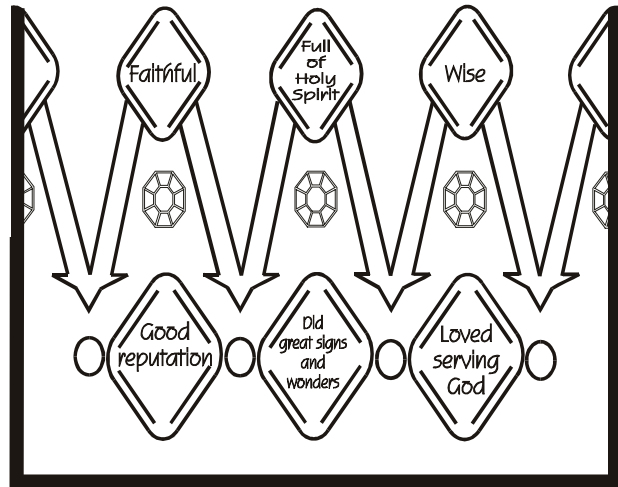
Memory Verse

"Therefore, whether we live or die, we are the Lord's." (Romans 14:8).

Activity A - Make a Crown

Materials

- 1 Activity Sheet per child.
- Scissors.
- Stapler.
- Glue.
- Colouring pencils.
- 1 strip of cardboard approx. 3cm x 65cm per child to glue crown onto.



Steps

- Look up the Scripture reference and answer the question.
- Children choose attributes from the list and write them on the stones of the crown.
- Colour the crown.
- Cut the crown out, and glue it onto a strip of cardboard.
- Teacher to staple each crown into a circle, to fit the heads of the individual children.

Answer

- A crown that cannot be destroyed, or something similar.

Activity B - Discussion

Materials

- Tablecloth.
- Vase and flowers.
- Drinking glasses.
- Cutlery.
- Note pad/pen.
- Black material for bow ties.
- Dressing up is optional, but remember to organize it the week before if you are going to do it.

Use old kitchen items, or items from a picnic set.

Steps

- Talk to the children about how even though serving people and waiting on tables didn't seem like a very important job compared to what the apostles were called to, the men chosen for the job had to be wise and of a good reputation, etc.
- Set up a mock restaurant with tables and chairs. Set tables with cutlery, glasses, flowers, etc. (up to the teacher's imagination). Ask the children to bring good clothes, or come dressed up as though they were out to dinner and have a couple of children dressed as waiters and waitresses. They could write a menu, take orders, pour drinks, etc. Children could take turns at playing each role.
- Explain to the children about doing a good job, even if it is only a small thing they are asked to do; being diligent, showing kindness, giving cheerfully, etc.
- Talk to the children about doing things for others that sometimes only God sees, small things, e.g. watching the younger children after Sunday School, stacking away chairs, etc.
- God will use us to do great things, if He sees we are willing and able to do the small things.

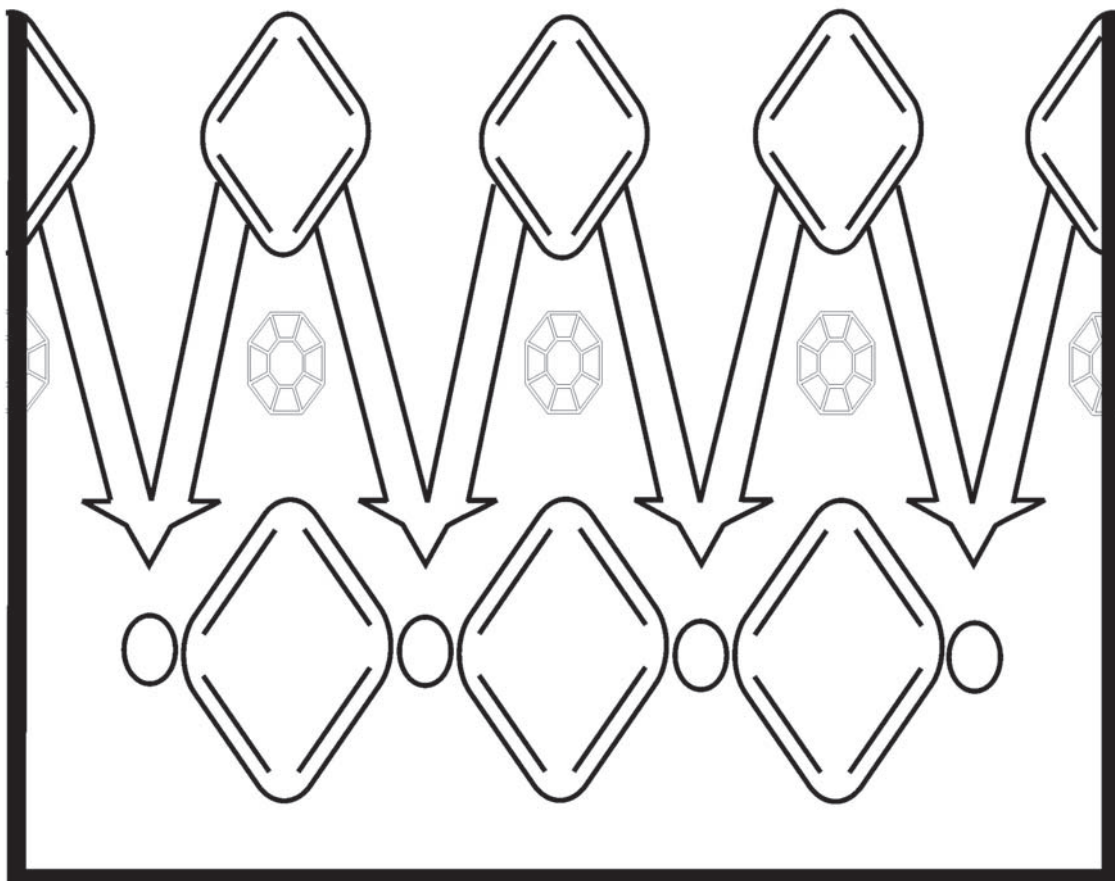
Stephen

Activity A – Make a Crown

If we read 1 Corinthians 9:25, I'm sure we would decide that Stephen would have received an imperishable crown when he was martyred. What do you think imperishable means?

On the jewels of this crown, write down from the list the ones that you think God would be pleased with that gave Stephen an imperishable crown.

<ul style="list-style-type: none">➤ Loved serving God➤ Anger➤ Good reputation➤ Stiffnecked➤ Full of Holy Spirit➤ Wise	<ul style="list-style-type: none">➤ Selfish➤ Resisted the Holy Spirit➤ Faithful➤ Did great signs and wonders➤ Killed those who stood for God's truth
--	--



This page is intentionally blank

Philip

Acts 8:4-13,26-40

Storyline

Philip was preaching in Samaria and did many miracles. A wicked man called Simon had deceived many people into following himself, but he, too, became a Christian as Philip preached. Then an angel told Philip to go to a desert road. There Philip found a man from Ethiopia. This man was reading a prophecy about Jesus from the book of Isaiah. He asked Philip what it meant, so Philip explained to him about Jesus. The man believed on Jesus and was very keen to be baptised, so Philip baptised him in some water there. After the baptism, the Holy Spirit took Philip away to preach in another place.

Suggested Teaching Approach

1. Use the attached questionnaire for each child. Have them ask a partner the questions, then lead into the following:
 - Ask the children what is the difference between knowing **about** someone and truly **knowing** someone, e.g. we know **about** Captain Cook and his achievements from our history books, but do we know **who** he is? What was his personality; his likes and dislikes; his interests; what was important to him; his hopes for the future; how he lived, etc?
2. Lead the children into discussion about how do we really get to know someone, (talking with them, listening to them, sharing your life with them, asking them to your home and going to theirs, playing with them, etc.) How then do we get to **know** God?
3. The Bible tells us about God. Can we truly know God by reading our Bibles only? (Being baptised into Him, praying, seeing what He does in our lives).

Theme One

“Have we an open heart?”

The Ethiopian had an open heart and was seeking to know the truth, so the Holy Spirit led Philip to him so he could be saved and baptised. If we have an open heart and truly want to know the Lord and His truth, the Holy Spirit will lead and guide us.

Key Thought

We need an open heart to hear and receive what God has to say to us.

Aim

To encourage the children to have an open, seeking heart towards the Lord.

Memory Verse

“Draw near to God and He will draw near to you.” (James 4:8).

Theme Two

“Small things are important to God”

Although God had used Philip to do great miracles, Philip was obedient in helping one man in a desert to find the Lord. God does not always call us to do great things in front of many people. Sometimes what seems small to us is very important to God.

Key Thought

It is not the size of the task God gives us that is important, but our faithfulness to do the task.

Aim

To teach the children that what is important to God is for us to be humble. Then we shall be led by the Holy Spirit.

Memory Verse

“He who is faithful in what is least is faithful also in much.” (Luke 16:10).

Activity A - Crossword

Materials

- 1 Activity Sheet per child.
- Pens/pencils.
- Bibles.

Answers

Across

1. Angel
2. Chariot
3. Philip
4. Reading
5. Jerusalem

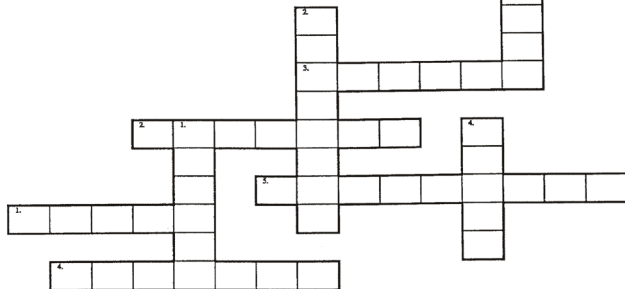
Down

1. Healed
2. Baptised
3. Worship
4. Heart

ACTS 8


Across

1. An of the Lord spoke to Philip. (v26)
2. The eunuch was sitting in his (v28)
3. An angel spoke to (v26)
4. The eunuch was (v28)
5. The eunuch had come to to worship. (v27)



Down

1. Many people were (v7)
2. Philip him. (v38)
3. The eunuch had come to Jerusalem to (v27)
4. If you believe with your (v37)



Activity B - Cut Out and Colour

Materials

- 1 Activity Sheet per child, photocopied or mounted on cardboard.
- Colouring pencils/felt pens.
- Paper glue.
- Scissors.

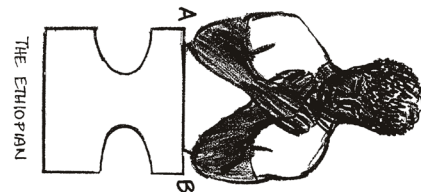
Steps

At Home

- Cut a slit in the heavy line opposite Philip in the scene.

In Class

- Children cut out the Ethiopian around the heavy outline.
- Colour the scene and the Ethiopian.
- The figure is inserted through the slit and “immersed” from the line AB to the head.



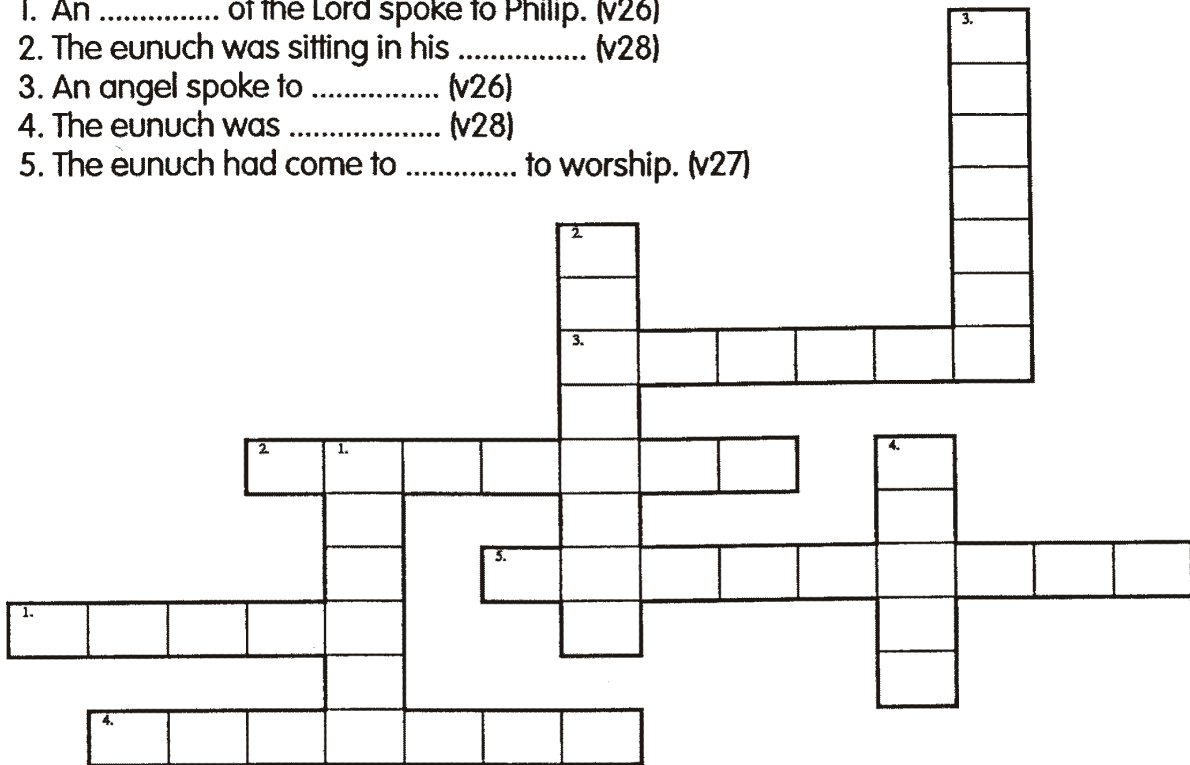
Philip

Activity A - Crossword

ACTS 8


Across

1. An of the Lord spoke to Philip. (v26)
2. The eunuch was sitting in his (v28)
3. An angel spoke to (v26)
4. The eunuch was (v28)
5. The eunuch had come to to worship. (v27)



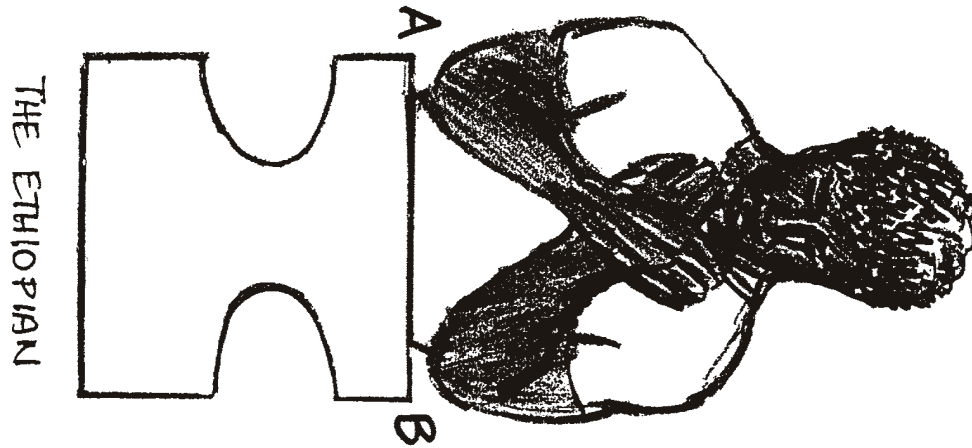
Down

1. Many people were(v7)
2. Philip him. (v38)
3. The eunuch had come to Jerusalem to (v27)
4. If you believe with your (v37)



Philip

Activity B – Cut Out and Colour



Philip

Teaching Aid Sheet - Questionnaire

DO YOU KNOW ME? QUESTIONNAIRE

What is my first name?

What is my last name?

Do I have a nick name?

How many people in my family?

What are their names?

What games/sport do I like playing?

DO YOU KNOW ME? QUESTIONNAIRE

What is my first name?

What is my last name?

Do I have a nick name?

How many people in my family?

What are their names?

What games/sport do I like playing?

DO YOU KNOW ME? QUESTIONNAIRE

What is my first name?

What is my last name?

Do I have a nick name?

How many people in my family?

What are their names?

What games/sport do I like playing?

DO YOU KNOW ME? QUESTIONNAIRE

What is my first name?

What is my last name?

Do I have a nick name?

How many people in my family?

What are their names?

What games/sport do I like playing?

This page is intentionally blank

Paul's conversion

Acts 7:58; 8:1-3;
9:1-31; 22:1-21;
26:2-20

Storyline

Saul, who was later known as Paul, persecuted people who believed in Jesus. When Saul was on his way to Damascus, the Lord spoke to him about what he was doing. Saul fell to the ground and when he got up, he could not see. The men who were with Saul led him to Damascus. Saul fasted and prayed there for three days. God sent a man called Ananias to Saul to pray that his sight be restored. Saul was then baptised. He began to preach about Jesus and people were amazed at how he had changed. Because of Saul's change of heart the Jews plotted to kill him. The disciples hid Saul in a large basket and let him down over the city wall when it was dark. Saul came to Jerusalem, but the disciples were afraid of him. Barnabas took him to meet the apostles and explained how Saul had changed. Saul preached at Jerusalem, but some people tried to kill him there. The Lord told him to leave Jerusalem because He was sending him to the Gentiles to preach.

Suggested Teaching Approach

1. Tell the story emphasising the zeal with which Saul had been persecuting the Christians. God changed this cruel man into one of the greatest apostles.
2. If team teaching is used it would be good to tell the story dramatically, emphasising the dialogue between Saul and the Lord.

Theme One

"God can change our hearts"

Saul's heart was completely against Jesus, but when God touched him, Saul came to love and serve the Lord. No matter how much a person's attitude is against God, He can touch that person's heart and bring about a miraculous change.

Key Thought

The Lord can change our hearts and the hearts of those to whom we witness.

Aim

To teach the children that when they pray for someone, God can change that person's heart by the Holy Spirit.

Memory Verse

"Behold, I am the Lord, ... Is there anything too hard for Me?" (Jeremiah 32:27).

Theme Two

"Let God use you"

Although Ananias was afraid, he obeyed God. He spoke to Saul and prayed for him. God used Ananias to bring about His will for Saul. If God is telling us to speak to someone or do a certain thing, we need not be afraid. If we trust God, He can use us.

Key Thought

The Lord never asks us to do something which He will not enable us to do.

Aim

For the children to know that, even at their age, God is able to speak to them and use them for His purpose.

Memory Verse

"I was not disobedient to the heavenly vision." (Acts 26:19).

Activity A - Listening Game

Materials

- Instigate an activity using “Chinese Whispers”, e.g. tug your right ear, tap your left foot, turn right around in a circle, say ‘Hi’ to the person on your left, etc.
- Choose three or more children.
- Starting with child no 1 whisper your message to child no. 2, who performs the tasks, then whispers them to the next child, no. 3 performs the tasks, then whispers to the next child, etc. Have the children involved not watch the others as they perform the tasks.
- You may like to give the other children who are not participating a small note with the tasks written down so they can see how the responses differ.
- Discuss with the children how God speaks to us and how we need to be hearers of His word.

Activity B - Make a Viewer

Aim

To make a viewer illustrating the change in Paul’s heart:

Stage 1: As a Jew, his heart is blinded by unbelief.

Stage 2: His eyes are blinded by a bright light, but his heart begins to open up to the Lord.

Stage 3: Paul’s heart sees clearly because of his faith in the Lord Jesus.

Materials

- 1 egg carton for 2 viewers.
- 1 sheet of clear cellophane, 2 sheets of yellow or orange cellophane.
- 1 sheet of paper, coloured black (opaque).
- Ice cream sticks (1 per child).
- Craft glue.


Steps

At Home

- Detach the lids from the bases of the egg cartons, then cut each in half width-wise.
- Cut windows in the bumps of the bases.
- Cut out circles of paper to cover the windows, leaving 1 cm overlap all around.
- (2 black, several yellow, 2 clear, per viewer.)

In Class

- Children glue the 2 black circles over the top two holes of the viewer.
- Now glue a few layers of yellow cellophane over the middle two holes.
- Then glue the two clear cellophane circles over the two lower holes.
- Glue one ice cream stick on the side of the viewer, at the bottom, to be used as a handle.



Paul's first missionary journey

Acts 13 & 14

Storyline

The Holy Spirit impressed upon Paul and Barnabas, while in the church at Antioch, to travel to various Mediterranean cities to preach the gospel of Jesus Christ to the Jews. Paul spoke with great boldness and many embraced these new truths while some reacted violently against them, stirring up and dividing whole communities. Paul and Barnabas then declared the gospel of salvation to the Gentiles, proclaiming they too had the same inheritance of eternal life. The word was spreading very quickly and there were many signs and wonders being performed. A man who was lame since birth was miraculously healed. The townsfolk exalted Paul and Barnabas, who had to convince them they were not gods but only men. Attitudes quickly changed when some of the Jews spread lies and they proceeded to stone Paul and left him for dead! God strengthened and healed Paul to continue this ministry to Jews and Gentiles with great joy.

Suggested Teaching Approach

For lessons 5, 6, 7 and 8 of this series it would be very helpful to have a large map so the journeys of Paul can be marked to help the children visualise what was happening.

It would be effective in both themes to display a map of the world and show the concentrated area where the gospel began and how it spread by sea and land. Discuss with the children whether they think "the whole world" has heard the gospel? Talk around who speaks the gospel these days - do children have a part to play?

Theme 2

Talk around the word 'tribulation' and what it means to the children. Describe what the Apostle Paul had to experience in II Corinthians 11:23-33. Discuss tribulations that some of the children have had to face.

Theme One

"God's word multiplies"

The Holy Spirit was moving powerfully and prompted willing disciples to declare the gospel in distant lands. This was how the first churches became established in various cities. We must obey the leading of the Holy Spirit to speak to others about Jesus.

Key Thought

When we're willing to share the love of God to those around us, we will see the Spirit affect people's lives.

Aim

To impress upon the children that they too can be effective witnesses for the Lord.

Memory Verse

"But you shall receive power when the Holy Spirit has come upon you; and you shall be witnesses to Me." (Acts 1:8).

Theme Two

"Pressing on in faith"

Paul's life demonstrated great faith and perseverance as he walked with the Lord. He found God's grace was sufficient in every situation. We, too, can prove that His grace is sufficient for us.

Key Thought

When we're facing difficulties, we can find God's grace to overcome too. Nothing is too hard for the Lord.

Aim

To help the children realise they're able to turn to the Lord at any time for help and support in the trial they're facing.

Memory Verse

"We must through many tribulations enter the kingdom of God." (Acts 14:22).

Activity A - Write a Poem or Story

Materials

- 1 Activity Sheet per child.
- Pens/pencils.

Steps

- Children write a poem or story, using the line given, as a first line.

Write a poem or a story, by taking the first line below and joining onto it by writing four more lines as a poem, or ten more lines as a story.



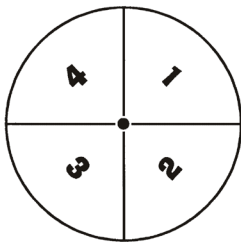
Activity B - Board Game

Materials


- 1 Activity Sheet (game) between 4.
- 1 spinner between 4.
- 1 token per child.

Preparation

- Make spinners (1 per 4 children). Use a paper clip for the spinner. Attach it with a paper fastener and on the back, tape down the prongs of the paper fastener to prevent scratching.



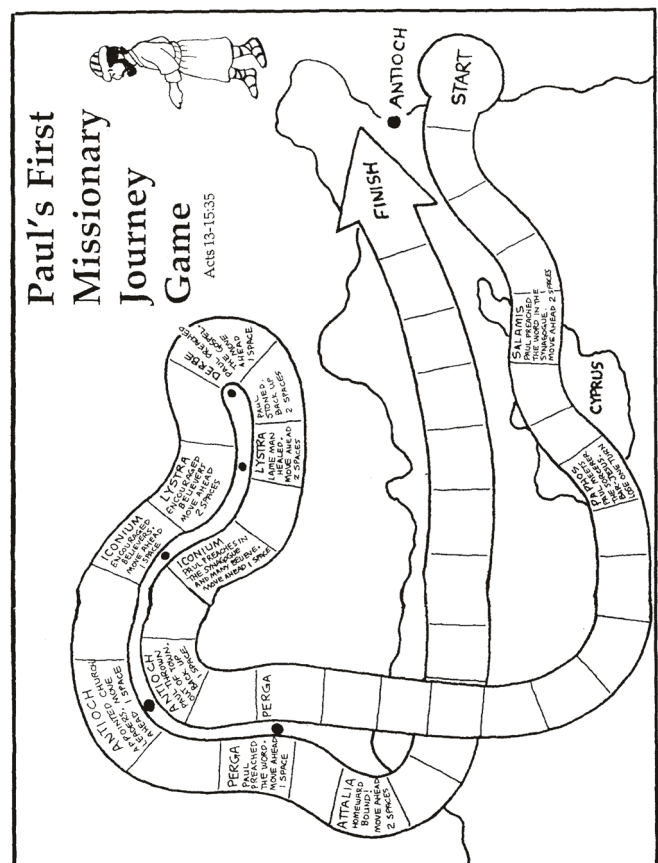
- Make tokens (1 per child). Cut the tokens apart. Glue to cardboard or poster board. Colour them four different colours. Laminate or cover them with clear Contact paper.



Directions

- Help Paul complete his first missionary journey. Spin the spinner. Move your Paul figure the number of spaces indicated by the spinner. If you land on a space with directions, do what it says. The first person to complete the journey is the winner.

Directions: 2 to 4 players. Help Paul complete his first missionary journey. Spin the spinner. Move your Paul figure the number of spaces indicated by the spinner. If you land on a space with directions, do what it says. The first person to complete the journey is the winner.



Paul's first missionary journey

Activity A – Write a Poem or Story

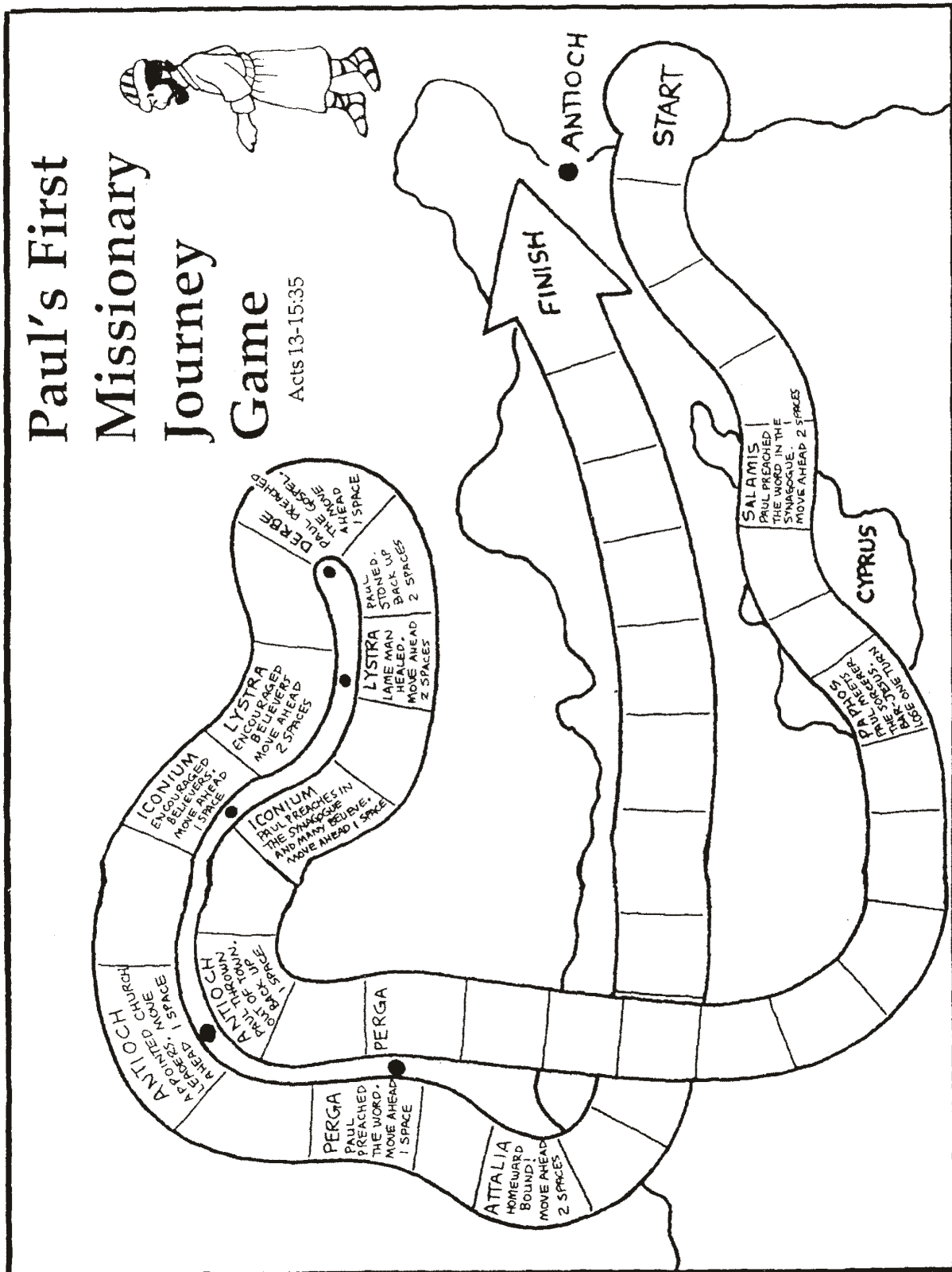
Write a poem or a story, by taking the first line below and joining onto it by writing four more lines as a poem, or ten more lines as a story.

Paul set out on his first journey

Paul's first missionary journey


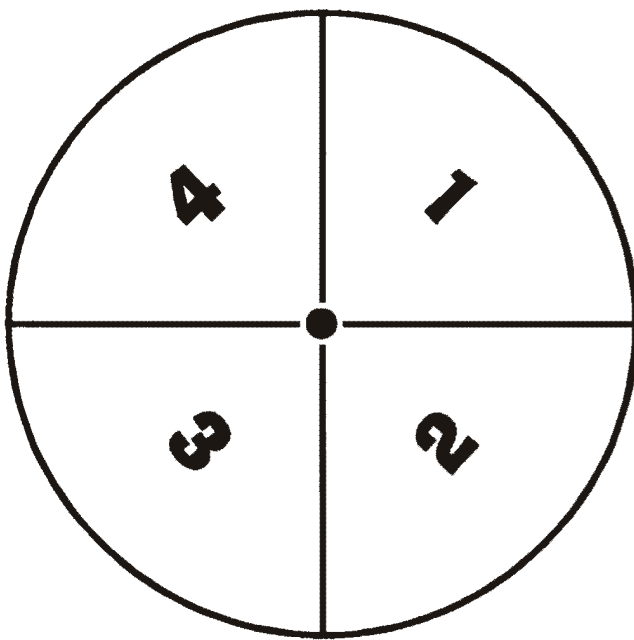
Activity B – Board Game

Directions: 2 to 4 players. Help Paul complete his first missionary journey. Spin the spinner. Move your Paul figure the number of spaces indicated by the spinner. If you land on a space with directions, do what it says. The first person to complete the journey is the winner.



Paul's first missionary journey

Activity B – Board Game



This page is intentionally blank

Paul's second and third missionary journeys

Acts 15:36 - 21:19

Storyline

On his second journey Paul and Silas, who travelled with him, faced much affliction; they were beaten and imprisoned. At midnight, Paul and Silas were praying and singing hymns. There was an earthquake and the jailer was afraid the prisoners would escape. Paul reassured him that the prisoners were all there. The jailer then asked how he could be saved and Paul said, "Believe on the Lord Jesus Christ, and you will be saved, you and your household." The jailer and all in his house were then baptized. Paul was mocked by the philosophers in Athens. Still the Holy Spirit was leading and guiding them and the Lord kept them from harm. The churches that were established in faith were increasing daily. Paul travelled all over Galatia and Phrygia on his third journey, strengthening all the disciples. On his return to Ephesus, Paul baptised the people in the name of the Lord Jesus Christ and they were filled with the Holy Spirit and spoke in tongues. He continued to travel to various cities to minister the word of God. He suffered greatly but never stopped bringing the message of God to the people.

Suggested Teaching Approach

1. Have a large map ready to show where Paul travelled.
2. Chose some interesting happenings to narrate to the children as different towns are mentioned.
3. Use the recounting of these events to emphasise the chosen theme.

Theme One

"In everything give thanks"

Paul and Silas had right heart attitudes and praised God in prison. God brought good out of their difficulty in the salvation and baptism of the gaoler and all his household. We should remember to praise the Lord in all circumstances. If we have a right heart towards the Lord, He can bring good out of any difficulty.

Key Thought

It is easy to ask God to help us, but we need to remember to thank Him, even when He allows troubles to come into our lives.

Aim

To teach the children the importance of having a good attitude in difficulties. This enables God to bring good out of all things.

Memory Verse

"And we know that all things work together for good to those who love God." (Romans 8:28).

Theme Two

"God gives us the words to speak"

In Athens, God gave Paul wise words to speak to the people who spent their time talking about their ideas. God has promised to help us to know what to say when we are in a difficult time with people. We do not need to be afraid of what we will say.

Key Thought

The Lord will help us speak wisely too if we trust Him. We need to trust God to tell us what to say about Him to our friends.

Aim

To encourage the children to trust the Lord for wisdom in speaking to people.

Memory Verse

"For the Holy Spirit will teach you in that very hour what you ought to say." (Luke 12:12).


Activity A - Coded Message

Materials

- 1 Activity Sheet per child.
- Pens/pencils

Answers

- Antioch
- Lystra
- Troas
- Philippi
- Thessalonica
- Athens
- Corinth
- Ephesus
- Caesarea
- Jerusalem



Activity B - Board Game

Materials

- 1 Board game, enlarged to A3, brightly coloured, and laminated if possible.
- Coloured buttons for markers.
- Dice.

Rules

- If you land on a square with a ladder, go up. If you land on a square with a chain, go down. The first one finished is the winner.

FINISH	40. Arrive in Jerusalem	39. Paul warned of trouble		38.	37.	36.	35. Eutychus fell down and died
28.	29.	30. Paul preached in Athens	31.	32.	33. Riot in Ephesus	34.	
27.	26. Trouble in Berea	25.	24.	23.	22.	21.	
14. Paul & Silas in prison	15.	16.	17.	18. Gaoler saved	19.	20. Trouble in Thessalonica	
13. Slave girl saved	12.	11. Lydia baptised	10.	9.	8.	7.	
START	1. Antioch	2.	3. Timothy joins the team	4.	5.	6. Call to Macedonia	

Paul's second and third missionary journeys

Activity A – Coded Message

Using the code below, find
out 10 of the places
Paul visited.

A	B	C	D	E	F	G	H	I	J	K	L	M
1	2	3	4	5	6	7	8	9	10	11	12	13
N	O	P	Q	R	S	T	U	V	W	X	Y	Z
14	15	16	17	18	19	20	21	22	23	24	25	26

1 14 20 9 15 3 8

12 25 19 20 18 1

20 18 15 1 19

16 8 9 12 9 16 16 9

20 8 5 19 19 1 12 15 14 9 3 1

1 20 8 5 14 19

3 15 18 9 14 20 8

5 16 8 5 19 21 19

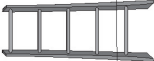
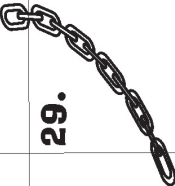

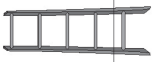


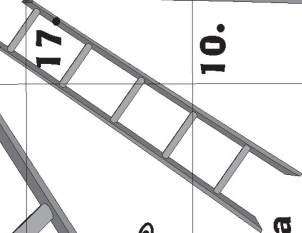

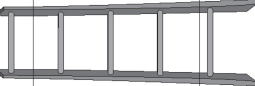


3 1 5 19 1 18 5 1

10 5 18 21 19 1 12 5 13



Paul's second and third missionary journeys

Activity B – Board Game

40. Arrive in Jerusalem	39. Paul warned of trouble	38. 	37.	36.	35. Eutychus fell down and died
29. 	30. Paul preached in Athens	31.	32.	33. Riot in Ephesus	34.
26. Trouble in Berea	25.	24. 	23. 	22. 	21.
15. Paul & Silas in prison	16. 	17. 	18. Gaoler saved	19.	20. Trouble in Thessalonica
12. 	11. Lydia baptised	10. 	9.	8.	7. 
Antioch	1. 	2.	3. Timothy joins the team	5.	6. Call to Macedonia

Paul's capture and imprisonment

Acts 21:26 - 26:32

Storyline

Paul came back to Jerusalem. While he was in the temple some Jews became very angry with him. Paul was rescued by a Roman officer as he was being dragged out of the temple. He allowed Paul to speak to the crowd about how he met the Lord. When Paul mentioned preaching to the Gentiles, the crowd became very angry again. Paul was taken away to be punished by the Romans for upsetting the crowd. When he told them he was a Roman they let him go, but next day he had to explain himself to the Jewish council. This also resulted in an uproar. The Jews planned to kill him but this was discovered. Paul was taken to the Roman town of Caesarea and over more than two years had to explain himself as a prisoner to three other rulers. One thought he was mad. Another said he was almost ready to become a Christian. None of them could find anything deserving death in what he said. Paul would have been set free, but he had appealed to go before the most important court of the Romans to be judged by the emperor, Caesar.

Suggested Teaching Approach

1. Some explanation may need to be given of the different authorities in Jerusalem and Caesarea at that time. (Jews, Gentiles, Romans, Pharisees, Sadducees, etc.)
2. Discuss the security and confidence there is when we live under, and trust in, God's authority.
3. Is being a Christian the foremost thing in the lives of the children?

Theme One

"We are citizens of heaven"

Paul was safe from being beaten by the Romans because he was born a Roman citizen. But he was not afraid of death because he knew he was a citizen of heaven. If we follow Jesus, we are citizens of heaven. That is more important than to be a citizen of any earthly city. As Christians, we do not need to worry if we are ever taken to court for our belief in Jesus. Our judge is the Lord Jesus Christ.

Key Thought

We must always remember that we are citizens of heaven. No one can harm us unless God allows them to do so.

Aim

For the children to put their trust in the power of God to guide their lives.

Memory Verse

"For our citizenship is in heaven." (Philippians 3:20).

Theme Two

"What's your response?"

As Paul preached to a great many different people, he saw many different responses to the Gospel. Lots of people have lots of responses to the message of the Gospel. Some get angry, some make fun of it, some don't believe it, some think it is madness. Some know it is the truth from God and repent and open their lives to Jesus. What's your response? What is in your heart towards Jesus?

Key Thought

We need to examine our response to the message of the gospel.

Aim

For the children to seriously consider their heart attitude to Jesus.

Memory Verse

"If you confess with your mouth the Lord Jesus and believe in your heart that God has raised Him from the dead, you will be saved." (Romans 10:9).

Activity A - "Who Am I" Game

Materials

- Cardboard and paper.
- String.

Steps

At Home

- Cut pieces of cardboard (approx. 24cm x 12cm) and write in large letters, the name of a character from the story. Make one card for each character: Paul, Paul's nephew, Felix, Festus, King Agrippa, Caesar.
- Punch holes in the top corners of each card and thread string through, so that the card can be placed over a child's head and hung around the neck.
- Make a character name chart from a large piece of paper with a list of all the characters mentioned above, clearly printed in large letters.
- Make a question chart with the following list of questions clearly printed, or make up some from the story.

Does my name start with 'P'?	Am I a king?
Am I related to Paul?	Am I a Roman citizen?
Does my name start with 'D'?	Am I an emperor?
Is my wife's name Drusilla?	Was I governor after Felix?
Is my husband a governor?	Do I live in Rome?
Did I tell Paul about the plot to kill him?	Does my name rhyme with 'dressed us'?
Did I have a letter sent to me about Paul?	Did I decide that Paul would be sent to Rome?

In Class

- Divide class into two teams. Team 'A' plays the game while Team 'B' answers "Yes" or "no" to their questions, then the role is reversed.
- One child from Team 'A' comes forward and sits in a chair with his/her back to Team 'B'. The teacher places a name card on the child's back so that Team 'B' can see it but the child does not know who they are.
- The player is allowed to ask three questions from the question chart and Team 'B' can only reply "Yes" or "No" to each question. The child can then try to guess who he/she is, if they think they know after only one or two questions they can guess then.
- Each correct guess wins a point for the team.
- The teams switch and the game is repeated.
- Note: Penalties should be given if any member of Team 'B' discloses who the mystery person is.

Activity B - Paul's Prison Profile

Materials

- 1 Activity Sheet per child.
- Pens/pencils.
- Bibles.


Steps

- Children complete the prison record by looking up Scripture references for each question.

Answer

- Paul.
- Jew.
- Jew, Christian.
- Tarsus of Cilicia.
- Jerusalem.
- Sister, Nephew.
- Causing trouble in the temple, teaching about Jesus.
- That they would kill Paul.
- A plague, a creator of dissension among all the Jews throughout the world and a ringleader of the sect of the Nazarenes.
- Done nothing worthy of death and has appealed to Augustus.

FORM CXXXIV
Prison Record

1. NAME:	
2. Nationality:	
3. Religion: WAS A NOW A	
4. Place of birth:	
5. City of residency:	
6. Family:	
7. REASON FOR ARREST:	

TRANSFERRED TO CAESAREA

THE PRISONER PAUL HAS BEEN SENT TO APPEAR BEFORE FELIX THE GOVERNOR.

8. REASON FOR TRANSFER: MORE THAN 40 JEWS Banded TOGETHER AND DECIDED.....

9. COMPLAINTS AGAINST PRISONER:.....

10. FINDINGS OF CASE AGAINST PRISONER:

To complete prison record, look up Scripture reference for each question.


2. Acts 22:3	5. Acts 26:4	8. Acts 23:12
3. Acts 22:3	6. Acts 23:16	9. Acts 24:5
4. Acts 22:3	7. Acts 21:28 (write why you think Paul was arrested)	10. Acts 25:25

Paul's capture and imprisonment

Activity B – Paul's Prison Profile

Form CXXXIV Prison Record

1. NAME:
2. NATIONALITY:
3. RELIGION: WAS A
NOW A
4. PLACE OF BIRTH:
5. CITY OF RESIDENCY:
6. FAMILY:
7. REASON FOR ARREST:



TRANSFERRED TO CAESAREA

THE PRISONER PAUL HAS BEEN SENT TO APPEAR BEFORE FELIX THE GOVERNOR.

8. REASON FOR TRANSFER: MORE THAN 40 JEWS Banded TOGETHER AND DECIDED.....
.....
9. COMPLAINTS AGAINST PRISONER:.....
.....
.....
10. FINDINGS OF CASE AGAINST PRISONER:
.....

To complete prison record, look up Scripture reference for each question.

- | | | |
|--------------|---|----------------|
| 2. Acts 22:3 | 5. Acts 26:4 | 8. Acts 23:12 |
| 3. Acts 22:3 | 6. Acts 23:16 | 9. Acts 24:5 |
| 4. Acts 22:3 | 7. Acts 21:28 (write why you think Paul was arrested) | 10. Acts 25:25 |

This page is intentionally blank

Paul's final journey

Acts 27 & 28

Storyline

Paul appealed to Caesar in Rome for justice because hostile Jews had him imprisoned and planned his death. He was sent to Rome by ship under Roman guard. When they reached Crete the weather turned very bad and Paul advised them not to continue or else much loss would occur. However, they continued and after much turmoil were shipwrecked on Malta. Before the wreck, Paul had encouraged all on board to eat and be brave because an angel had revealed to Paul that no lives would be lost and that Paul must go to Rome. The people on Malta were kind and built a fire for them but were astonished when Paul was unharmed after being bitten by a viper. Paul cured diseases on the island. Finally they found another ship and sailed to Italy where fellow Christians joined them on the way to Rome. Paul preached while under house arrest for two years.

Suggested Teaching Approach

Distribute photocopies of Activity B map. Read place names and discuss the time taken for the journey. Tell the children that they will make a boat each to sail the journey. They are to listen carefully to hear what happened at each place so they can re-tell the events.

Theme One

"God protects His people"

Paul was ready to die for Jesus, but until that time came, God delivered him from the shipwreck, the snake, and his other problems with people. Even though some Christians are called to die for their faith, no one dies before God's time. Throughout our lives, we can trust that God will protect us and deliver us in times of danger.

Key Thought

We can always trust God to protect us, whatever happens.

Aim

For the children to realise there is no need to be afraid. The Lord will protect and deliver us.

Memory Verse

"The Lord shall preserve you from all evil; He shall preserve your soul." (Psalm 121:7).

Theme Two

"Be kind"

Even though Paul was a prisoner, he showed Christian love by being kind and encouraging to all on the sea voyage to Rome. He shared what God's angel told him and healed people. As Christians, God expects us to show His love to other people. We are to be kind and encouraging to others even when they don't like us. To be kind and loving only to other Christians is not showing God's love.

Key Thought

God wants us to show kindness to all men, especially to Christians

Aim

For the children to understand that the Holy Spirit enables us to love others as God wants us to love.

Memory Verse

"A servant of the Lord must not quarrel but be gentle to all." (II Timothy 2:24).

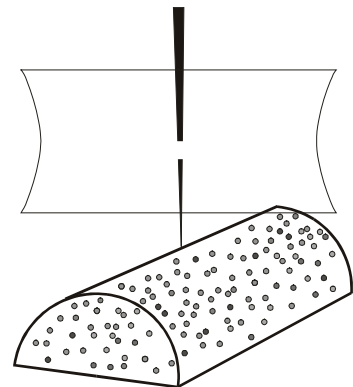
Activity A - Boat Construction

Materials

- 1 standard sheet of cardboard.
- ½ cork (lengthwise) per child.
- 1 toothpick per child.
- 1 small paper sail (approx. 4 1/2cm x 2cm) per child. This could be coloured paper.

Steps

- On a standard sheet of cardboard, draw a rough map of the area around the Mediterranean Sea. Mark in the major landmarks and the places Paul stopped en route. You may dot in the route taken or, alternatively, call out instructions as a navigator (written on a piece of paper beforehand).
- A map of the journey is widely available in the back of many Bibles, or in an illustrated Bible dictionary.
- Cut corks in half lengthwise.
- Cut out sails as illustrated.



In Class

- Distribute one cork half, one toothpick and one paper sail to each child.
- The mast is pieced through the sail and into the boat as illustrated.

Aim

- This activity brings alive Paul's last voyage by allowing the children to sail over his route on an enlarged map, using small cork boats, have each child sail their boat in turn, pointing out major events, e.g. the shipwreck at Malta. They will have to "finger walk" the last part through Italy. The journey took from Sept/Oct of the year 59 to March in the year 60.

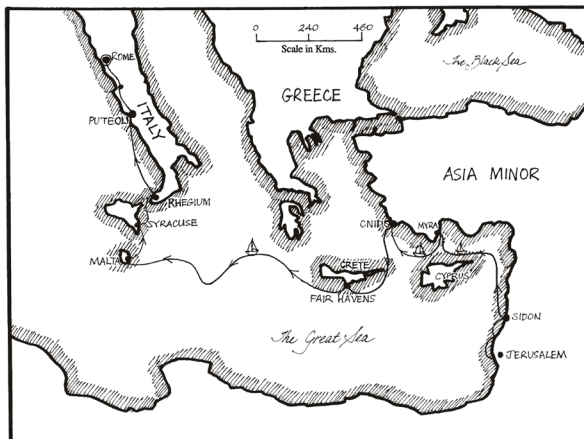
Activity B - Map to Colour

Materials

- 1 Activity Sheet per child.
- Colouring pencils.

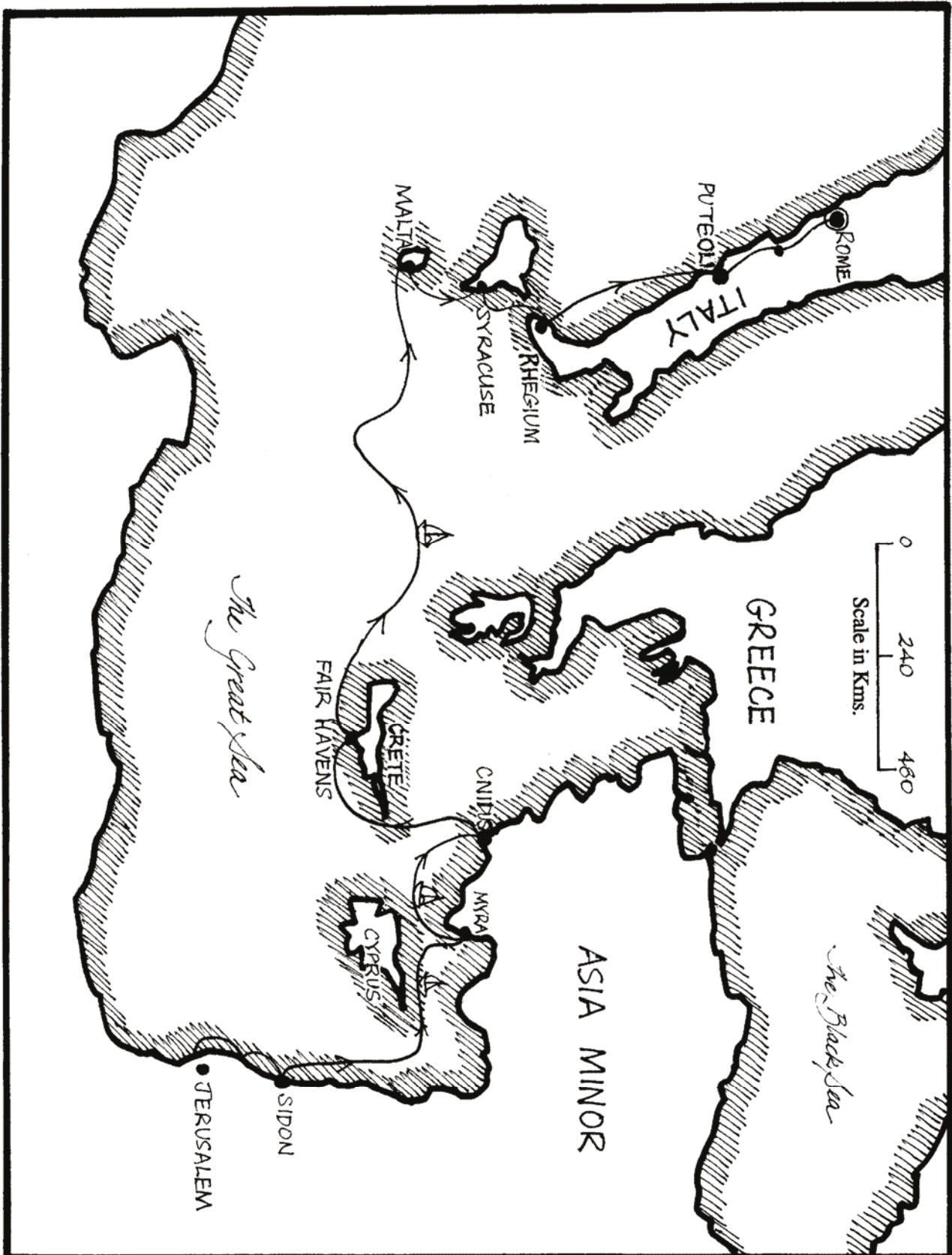
Steps

- Have the children colour in the map so as to distinguish between land and water.
- Revise the story, pointing out different places mentioned in narrative.



Paul's final journey

Activity B – Map to Colour






Well Done!

for completing

SonSeekers Unit 8

From Palm Sunday to Paul's Final Journey




Well Done!

for completing

SonSeekers Unit 8

From Palm Sunday to Paul's Final Journey



Sonseekers Curriculum

Unit One	Unit Two	Unit Three	Unit Four
<ol style="list-style-type: none"> Creation 1 Creation 2 Adam and Eve The fall Cain and Abel Noah builds an ark The flood, Noah and his sons The tower of Babel Abram called, Abram and Lot The covenant with Abraham Ishmael and Isaac Sodom and Gomorrah The sacrifice of Isaac Rebekah, Isaac's bride Jacob and Esau Jacob's ladder, Leah and Rachel 	<ol style="list-style-type: none"> Jacob becomes Israel Joseph, the favourite son Joseph goes to Egypt Joseph interprets the dreams Joseph's brothers Israel in Egypt Israelite slaves, Moses born Moses flees and returns to Egypt "Let My people go" The first passover, Israel delivered Crossing the Red Sea Manna, water from the rock Sinai and the ten commandments Moses and the tabernacle The golden calf Twelve spies, 40 years of wandering 	<ol style="list-style-type: none"> Aaron's rod Moses hits the rock The bronze serpent Balaam and his ass Joshua and Rahab Crossing the Jordan, Jericho The sin of Achan The sun stands still Gideon's fleece Gideon and his army Samson Samson and Delilah Ruth, Naomi and Boaz Hannah Samuel hears God speak Eli, Hophni and Phinehas 	<ol style="list-style-type: none"> Saul chosen Saul and the Amalekites David chosen David and Goliath David and Jonathan David and Saul David crowned David and the ark Absalom Solomon becomes king Solomon's temple Israel divided, Rehoboam and Jeroboam Elijah and the widow Elijah on Mount Carmel Good King Jehoshaphat Elisha and the double portion
Unit Five	Unit Six	Unit Seven	Unit Eight
<ol style="list-style-type: none"> The widow's oil, a boy raised Naaman Famine in Samaria Jonah The captivity of Israel (the northern kingdom) Hezekiah and Sennacherib Isaiah Josiah Jeremiah The captivity of Judah (the southern kingdom) Daniel interprets the king's dream The fiery furnace The writing on the wall Daniel in the lions' den Esther Restoration 	<ol style="list-style-type: none"> Zacharias, Elizabeth, Mary and John The birth of Jesus Jesus in the temple John the Baptist Jesus baptised and tempted The call of the disciples Water turned to wine The temple cleansed, Nicodemus The woman at the well Healing of the paralysed man The house built on the rock Jesus stills the storm The feeding of the 5000 The centurion's servant Forgiveness in Simon's house The sower and the seed 	<ol style="list-style-type: none"> Jairus' daughter, a woman touches Jesus Jesus walks on the water Miracles of healing The transfiguration A boy is healed The unmerciful servant A man born blind The good Samaritan Prayer The raising of Lazarus The lost sheep, coin and son Attitudes of a servant The marriage of the king's son The ten lepers The ten virgins The talents 	<ol style="list-style-type: none"> Palm Sunday The last supper and Gethsemane The crucifixion The resurrection Peter restored The risen Christ and His ascension The day of Pentecost Peter and John Peter and the Gentiles Stephen Philip Paul's conversion Paul's first missionary journey Paul's second and third missionary journeys Paul's capture and imprisonment Paul's final journey